

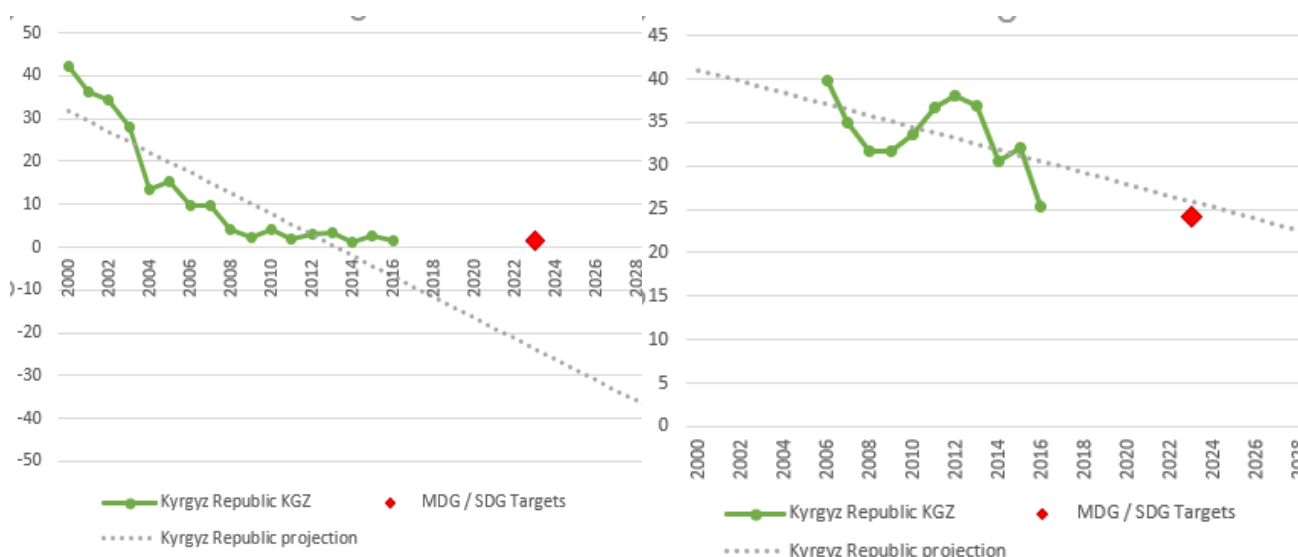


Annex 1 – SDG Diagnostic



Goal 1. End poverty in all its forms everywhere

Despite significant progress in reducing extreme poverty (SDG 1.1), **one quarter of the population lives below the national poverty line¹** (SDG1.2). The poverty rate in 2016, measured at \$3.2 per day, was 19.1%. Poverty rate at the national poverty line stood at 25.4%. Child poverty of young children (below 6) in 2015 was 10 percentage points higher than the national average. Two in three people in poverty live in rural areas and unemployment has driven migration from rural to urban areas and abroad for improved employment opportunities.



SDG1.1 and 1.2: Percentage of population at international (\$1.90) and national (\$3.20) poverty measurement

Child poverty of young children (below 6) in 2015 was 10 percentage points higher than the national average. The system does not provide for the effective coverage or adequate benefits in different stages of the life-cycle. Children, particularly those younger than 6, working age people, and women with new-born children live in poverty or are in risk of poverty. Despite government efforts to increase poverty-targeted benefits, social protection transfers cannot ensure the basic income security of individuals in times of difficulty.

¹ National poverty lines are the benchmark for estimating poverty indicators that are consistent with the country's specific economic and social circumstances: Poverty line is an estimated (by NSC) value (in KGS) of per capita consumption expenditures per year (food and non-food), which is associated with poor living standards (approach using Cost of Basic Needs). National poverty lines reflect local perceptions of the level and composition of consumption or income needed to be non-poor, see also: <http://data.worldbank.org/country/kyrgyz-republic>. As per the law of the KR on "guaranteed minimum social standards" from May 26, 2009 #170, the poverty line is defined as a border of minimum income per capita, necessary to meet the minimum needs.

Kyrgyzstan



SDG diagnostics in support of MAPS Report

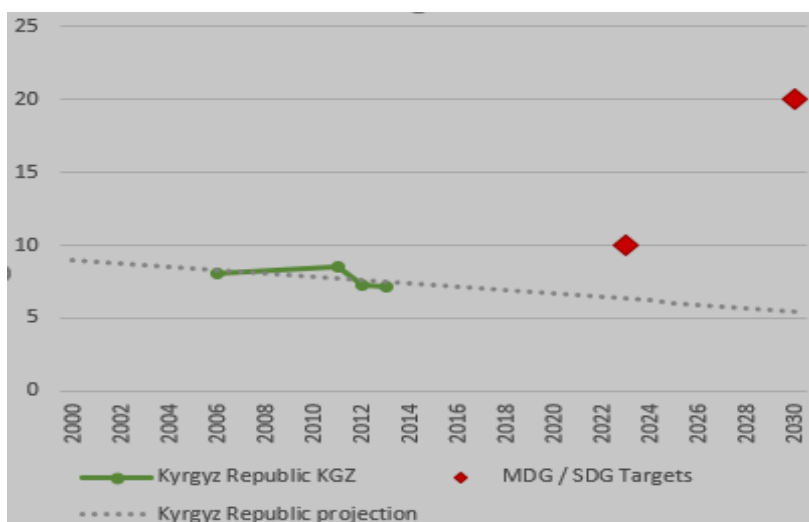
Multidimensional poverty in Kyrgyzstan in 2014 was not high at country average and sub-national levels (SDG 1.2), however national estimates suggest that deprivations in child mortality and nutrition are severely contributing multidimensional poverty at all levels.

Kyrgyzstan

OPHI Country Briefing June 2017

J. Multidimensional Poverty across Sub-national Regions

Region	MPI (H x A)	H (Incidence) k = 33.3%	A (Intensity)	Percentage of Population:			Inequality Among the MPI Poor	Population Share
				Vulnerable to Poverty 20%-33.3%	In Severe Poverty k = 50%	Destitute		
Kyrgyzstan	0.002	0.5%	37.3%	5.3%	0.1%	0.1%	0.046	100%
Urban	0.000	0.1%	40.2%	1.8%	0.0%	-	-	31.6%
Rural	0.003	0.7%	37.1%	6.9%	0.1%	-	-	68.4%



Kyrgyzstan invests 10 percent of GDP into a range of social protection programmes, which benefits about 1 in 5 of the population. While, for example, old-age pension recipients represent 100% of the statutory pension age population and mandatory paid maternity leave equals 126 days, the system of social benefits does not provide for the effective coverage or adequate benefits in different stages of the life-cycle (SDG1.3).

SDG 1.3: Population covered by social assistance (%)

Government's expenditure on education between 2012-2017 reached 6 percent of GDP (SDG 1.a)² Climate-related stocks such as droughts and floods are expected to increase in intensity under a climate change scenario. Opportunities for income generation through agriculture and off-farm agricultural employment are currently limited. Hence, agriculture is a strategic driver for rural household income. (SDG 1.2)

Critical targets and policy issues:

Based on available data Kyrgyzstan has already reached SDG 1.1 targets but national poverty levels are slightly off-track and addressing those people who are most in need will require additional efforts. Poverty related

² HDR (UNDP), 2018



SDG diagnostics in support of MAPS Report

issues especially in rural areas is important and hence a regional development focus is needed. Rural poverty in Kyrgyzstan is underpinned by the small size of farms, limited access to agricultural inputs affordable finance, poor harvesting practices, inadequate storage, and high post-harvest losses and with little value-added processing. Formal employment opportunities are policy areas that will result in improved poverty reduction outcomes.

Kyrgyzstan is significantly off-track in providing social assistance across all population groups. Particularly important is to provide better outcomes for mothers and vulnerable rural households and children. Data for multi-dimensional perspectives of poverty will be measured in due course.

#	Title of the document	SDG1 - Poverty						
		1.1	1.2	1.3	1.4	1.5	1.a	1.b
1	Trust Unity Creation 2018-2022	X	X	X	X	X	X	X
2	Strategy 2040	-	-	X	X	X	X	X

Sources: Results of Rapid Integration Assessment

Addressing the following SDGs and targets is important:

- 1.2 By 2030, reduce at least by half the proportion of men, women and children of all ages living in poverty in all its dimensions according to national definitions
- 1.3 Implement nationally appropriate social protection systems and measures for all, including floors, and by 2030 achieve substantial coverage of the poor and the vulnerable

Share of indicators				Number of indicators			
Achieved	Yet to be achieved	Serious efforts required	No data	Green	Yellow	Red	Grey
14%	43%	14%	29%	2	6	2	4

Sources: Results of the SDG Dashboard tools for Kyrgyzstan for SDG 1



Goal 2. End hunger, achieve food security and improved nutrition and promote sustainable agriculture

Kyrgyzstan has made significant improvement in reducing the prevalence of undernourishment (SDG 2.1.) and the prevalence of stunting among children under 5 years of age (SDG 2.1.) while there is an increasing trend in the prevalence of child overweight (SDG 2.2.). Such transition is associated with a rapid income growth and urbanization which have led to significant changes in people's diets, away from staples and fresh foods towards higher-value meat products, and more processed foods which are largely imported. However, there is a high prevalence of micronutrient deficiency among children (43%, MDI, 2012) and women (35%, MDI, 2012), and a trend towards an increase in the number of children with low birth weight from 5.3% to 5.9%, and in 6 regions - by 1.5-3% (MICS, 2014)

Kyrgyzstan



SDG diagnostics in support of MAPS Report

Overview of key indicators in Kyrgyzstan

SDG 2 Indicators	2000	Latest data available	WHO Europe Average
		2016	
2.2.1 Prevalence of stunting (height for age <-2 standard deviation from the median of the World Health Organization (WHO) Child Growth Standards) among children under 5 years of age ³	24.6	13.4	
2.2.2 Prevalence of malnutrition (weight for height >+2 or <-2 standard deviation from the median of the WHO Child Growth Standards) among children under 5 years of age, by type (wasting and overweight)			
2.2.2a Prevalence of child wasting among children under 5 years ³	3	2.9	
2.2.2b Prevalence of overweight among children aged 2 to 4 years ³	20.6	17.4⁴	
		2015	
2.1.1 Prevalence of undernourishment ⁵	16.3	6.4	

³ The Institute for Health Metrics and Evaluation (IHME). Health-Related SDGs: <https://vizhub.healthdata.org/sdg/>

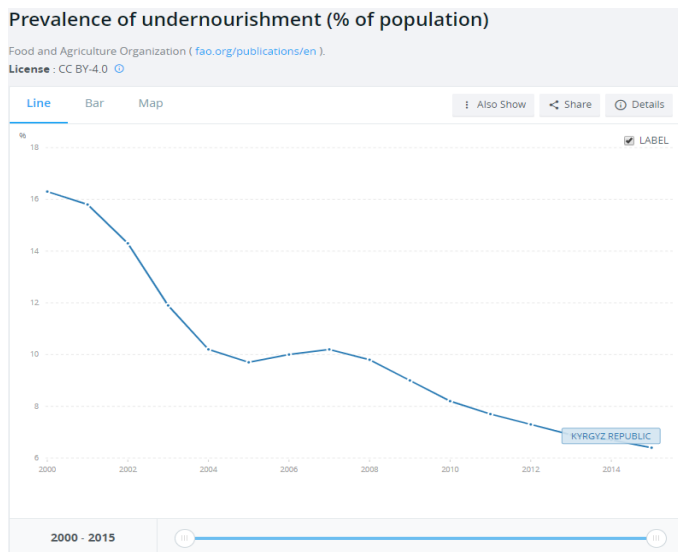
⁴ According to UNICEF multi indicator's cluster survey was 7 under 5 years, 2014

⁵ World Bank Open Data: <https://data.worldbank.org/>

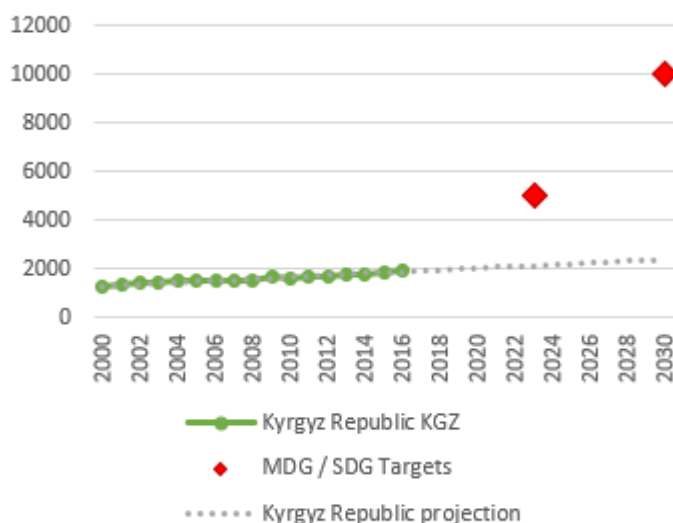
Kyrgyzstan



SDG diagnostics in support of MAPS Report



Source: World Bank Open Data: <https://data.worldbank.org/>



As a lower-middle-income agrarian country in the complex web of regional economic interdependence, Kyrgyzstan is dependent on various factors affecting the food systems that are hampering the potential to lead to better diets and nutritional outcomes. Sharp rises in food and fuel prices in global and regional market, for example, cause instability of food production and market prices of basic food items. Climate change will exacerbate the fragility of natural resources, affecting agriculture which is a major livelihood source of a high proportion of the population in Kyrgyzstan. Urbanization will continue to impact food environment and people's diets, increasing the risk of overnutrition and non-communicable diseases, while expanding urban markets brings a range of opportunities for farmers and food producers to increase their value-added (SDG 2.3).

SDG 2.3: Agriculture value-added per worker (2010 USD constant)

Critical targets and policy issues:

While the efforts to increase agricultural productivity and production need to continue, greater attention to nutrient-dense foods such as fruits, vegetables, legumes and animal products will be needed to meet



SDG diagnostics in support of MAPS Report

increasing demand. Meeting such demand through domestic production, while nurturing Kyrgyzstan’s rich ecosystem is critical for ensuring long-term food and nutrition security for the citizens of the country.

However, current food system in Kyrgyzstan is facing structural challenges such as dominance of small-scale, semi-subsistence farms, an inadequate technological level of production, high post-harvest losses, and lack of interconnections between processors and farmers, which is leading to loss of potential income for all actors around the food system. It also suffers from insufficient human and social capital investment, including that women have limited access to land, productive inputs and financial resources.

Resilience and adaptive capacity of food systems and people’s livelihoods to external shocks and stresses, particularly climate variability needs to be strengthened. Climate change adaptation strategies such as innovations in the areas of climate-smart agriculture, agro-ecology and risk informed social protection should target the populations and areas most vulnerable to climate variability and disasters.

Importance of improved nutrition especially among vulnerable population⁶ including women and children. Nutrition is an important basis for health, wellbeing and productivity. It is also recommended to make explicit linkages between nutrition and agriculture to ensure stable supply of affordable nutritious food to domestic market (such as measures to decrease salt, sugar, trans fat consumption; decrease influence of advertisement of unhealthy products on children. Increase intake of fruits and vegetables).

Social protection policies and programmes can positively impact food and nutrition security of the most vulnerable populations by increasing income and improving their dietary quality. Social protection can also influence underlying determinants of food and nutrition security, such as access to resources and livelihood assets. It is important to continue efforts to enhance social protection policies and programmes to enable households to diversify their livelihoods and diets.

#	Title of the document	SDG-2: Hunger							
		2.1	2.2	2.3	2.4	2.5	2.a	2.b	2.c
1	Trust Unity Creation 2018-2022	X	X	X	X	X	X	-	-
2	Strategy 2040	-	-	X	X	X	-	-	X

Source: Results of Rapid Integration Assessment

Addressing the following SDGs and targets is important:

- 2.1 By 2030, end hunger and ensure access by all people, in particular the poor and people in vulnerable situations, including infants, to safe, nutritious and sufficient food all year round
- 2.2 By 2030, end all forms of malnutrition, including achieving, by 2025, the internationally agreed targets on stunting and wasting in children under 5 years of age, and address the nutritional needs of adolescent girls, pregnant and lactating women and older persons
- 2.3 By 2030, double the agricultural productivity and incomes of small-scale food producers, in particular women, indigenous peoples, family farmers, pastoralists and fishers, including through secure and equal access to land, other productive resources and inputs, knowledge, financial services, markets and opportunities for value addition and non-farm employment

⁶ In Kyrgyzstan, an estimated 13% of children under 5 years of age is stunted (SDG Indicator 2.2.1) and 35% of women in reproductive age are suffering from anemia (World Health Assembly target indicator). The rates are higher in rural areas.



SDG diagnostics in support of MAPS Report

- 2.4 By 2030, ensure sustainable food production systems and implement resilient agricultural practices that increase productivity and production, that help maintain ecosystems, that strengthen capacity for adaptation to climate change, extreme weather, drought, flooding and other disasters and that progressively improve land and soil quality

Share of indicators				Number of indicators			
Achieved	Yet to be achieved	Serious efforts required	No data	Green	Yellow	Red	Grey
14%	7%	43%	36%	2	1	6	5



Goal 3. Ensure healthy lives and promote well-being for all at all ages

Health is one of the main priorities of state policy in Kyrgyzstan. In 2018, Kyrgyzstan completed its implementation of the “Den Sooluk” National Health Care Reform Programme for 2012-2018 (hereinafter referred to as Den Sooluk). The Government adopted a new program: Programme on Public Health Care and Health System Development for 2019-2030 “A Healthy Person means a Prosperous Nation” (hereinafter referred to as the 2019-2030 Program) with a cross-sectoral and participatory approach to its development, including its alignment to the SDGs. On a number of important health indicators Kyrgyzstan performs relatively well and its current health expenditure is 8.2 percent of the GDP.

Overview of key indicators in Kyrgyzstan

SDG 3 Indicators ⁷	2000	Latest data available	WHO Europe Average
		2015	
3.1.1 Maternal mortality ratio (per 100.000 live births)	47	39	11
3.2.1 Under-5 mortality rate (per 1.000 live births)	33	21	8
3.2.2 Neonatal mortality rate (per 1.000 live births)	9.3	14	
3.3.1 Number of new HIV infections per 1,000 uninfected population	0	0.11	0.14
3.3.2 Tuberculosis incidence per 100,000 population	127	118	29
3.4.1 Mortality rate attributed to cardiovascular disease, cancer, diabetes or chronic respiratory disease (age-standardized rate per 100.000 population)			
Mortality from diabetes mellitus per 100,000 population	14	12	13

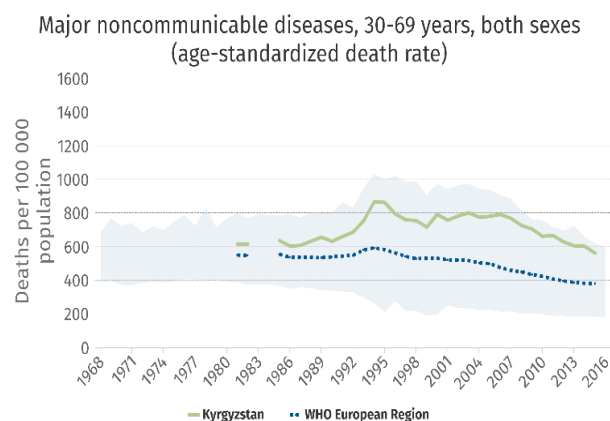
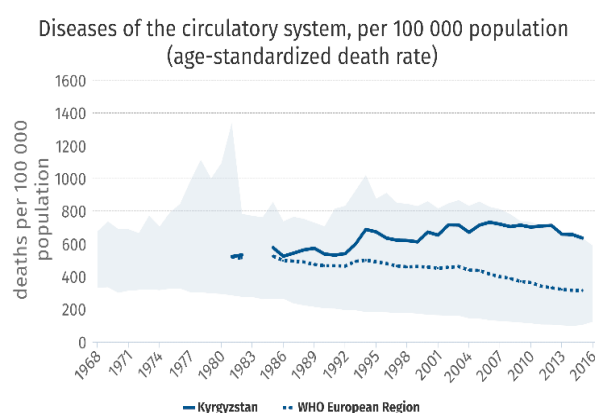
⁷ World Health Organization European Health Information Gateway



SDG diagnostics in support of MAPS Report

Mortality from neoplasms per 100,000 population	119.25	122.01	154.75
Mortality from diseases of the circulatory system per 100,000 population	672	635	315
3.4.2 Suicide mortality rate (age-standardized rate per 100.000 population)	14	7.9	10.5
			2014
3.6.1 Death rate due to road traffic injuries	80	197	245
			2013
3.3.3 Malaria incidence per 1,000 population	0	0	1
3.3.4 Hepatitis B incidence per 100,000 population	27	8	1
			2011
3.5.2 Harmful use of alcohol, defined according to the national context as alcohol per capita consumption (aged 15 years and older) within a calendar year in litres of pure alcohol (age-standardized rate per 100.000 population)	2.1	3.3	8.9

Key Issue 1: Non-communicable diseases



Kyrgyzstan is a country with a high level of noncommunicable diseases, which account for almost 80% of the morbidity and mortality in Kyrgyzstan. Noncommunicable diseases are the main causes of premature loss of labour capacity and disability of people. Despite the reduction in the death rate from circulatory system diseases, according to WHO, they are still high among countries in the WHO European Region and in the world⁸ with the burden of noncommunicable diseases in Kyrgyzstan at 3.9% of GDP. There is an increase in

⁸ <http://www.euro.who.int/en/countries/kyrgyzstan/publications/prevention-and-control-of-noncommunicable-diseases-in-kyrgyzstan-the-case-for-investment-2017>

Kyrgyzstan



SDG diagnostics in support of MAPS Report

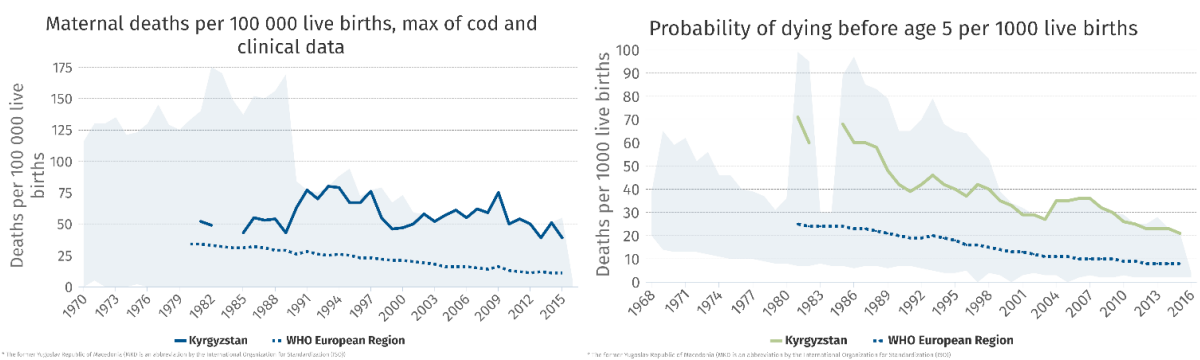
mortality from neoplasms. Regarding mental health, suicide rates among females was 3.4 per 100,000 people versus 13.4 for males in 2015 (SDG 3.4).

It is estimated that economic cost of non-communicable diseases in Kyrgyzstan, such as cardiovascular diseases and respiratory diseases is approximately US \$246 million per year. Foods, diets and nutritional status are important determinants of non-communicable diseases. Overnutrition has become an increasing problem in Kyrgyzstan in line with rising incomes. Currently, Kyrgyzstan has relatively low prevalence of adult obesity at 13% (2014), but this is significantly higher than in 2005 (9%). This means that the number of obese adults in Kyrgyzstan increased by 180,000 people in 10 years. Regretfully, only a small part of youth exercises healthy and active lifestyles. Percentage of young people who indicate their engagement in sports and other physical activities either occasionally or regularly is only 36% (YDI 2017).

The smoking rate in Kyrgyzstan is 27% and higher than the LMI-average of 19% (and also higher than UMI) - similarly the cancer death rate (per 1,000) is higher in Kyrgyzstan and the gap is forecasted to widen. (SDG 3.4)

Key Issue 2: Maternal and child health

Maternal mortality ratio was equivalent to 39 deaths per 100,000 live births in 2015⁷ (SDG 3 indicator 3.1.1). Statistically speaking the country is close to attaining the global 2030 target and its own target set 35 deaths per 100,000 births. However, the under-5 mortality rate (SDG 3 indicator 3.2.1) and the neonatal deaths per 1,000 live births (SDG 3 indicator 3.2.2) in Kyrgyzstan are still among the highest in the WHO European Region, accounting for 21 deaths per 1,000 live births and 14 deaths per 1,000 births in 2015⁷ respectively.



Source: World Health Organization European Health Information Gateway

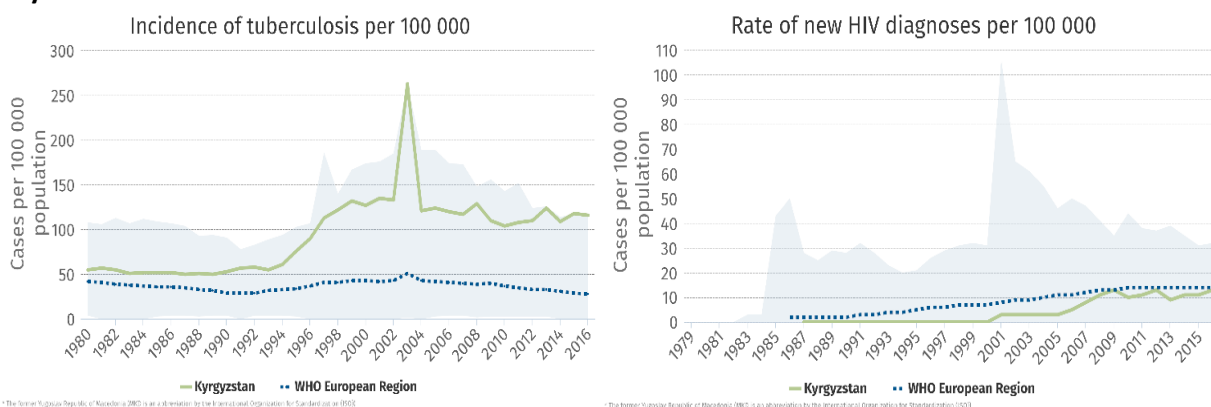
Malnutrition as measured solely based on “underweight” (weight for age) in children under 5 was 2.8% based on 2014, significantly below the average of 21% for the LMI-average based on 2017 data.⁹ Measured as the sum of both wasting (weight for height) and overweight (weight for height), malnutrition prevalence is 7.8% of children under 5 based on 2014 data and 15.4% for LMI-average based on 2017 data. The stunting rate for children under 5 was 12.9% based on 2014, LMI-average was 31% based on 2017 data (SDG 3.2). While the prevalence of undernourishment (dietary energy deficiency) has significantly reduced during the last two decades, high iron deficiency anaemia among women (36%) remains concern. (SDG 3.4)

⁹ The measure of malnutrition in International Futures is an “underweight” measure solely, i.e. “the prevalence of underweight (weight for age). Underweight = weight for age measure, wasting = weight for height measure, stunting=median height for age measure.



SDG diagnostics in support of MAPS Report

Key Issue 3: Communicable diseases



Source: World Health Organization European Health Information Gateway

With 118 cases per 100,000 population in 2015, tuberculosis remains a challenge in Kyrgyzstan, there is concern about the growth of drug-resistant forms of tuberculosis.

In 2017, the incidence of HIV is 1.3 times lower than in 2012. According to the estimates of the SPECTRUM program, the number of new cases is decreasing. There is concern about the increase in the number of sexual transmission diseases among key populations (sex workers, MSM, IDUs) and their sexual partners. At the same time, a decrease in external assistance from international organizations, in particular, from the Global Fund to Fight AIDS, Tuberculosis and Malaria, will negatively affect the level of coverage with services of this vulnerable group of the population.

Key Issue 4: Human Resources for Health

In recent years, recruitment and staffing of professional medical personnel in the health system has reached critical issues. The staffing of primary health care with family doctors is at 53%; 79% of physicians are persons of pre-retirement and retirement age. There is an excessive concentration of medical personnel in the cities of Bishkek and Osh, while in the regions there is a shortage of staff.

Key Issue 5: Youth issues, and aging

In Kyrgyzstan in 2017, life expectancy at birth reached 71.1. years (75.1 years for females and 67.1 years for males)¹⁰. This number drops down to 63,5 years if measured at Health-adjusted life expectancy (HALE)¹¹. Suicide rates among females was 3.4 per 100,000 people versus 13.4 for males in 2015 (SDG 3.4). Even though the country is relatively young it is ageing quickly with the share of 65+ year olds set to almost double to 8.9% of the population by 2035. KGZ will have to invest significantly in human capital to prepare for this ageing society.

Regretfully, only a small part of youth exercises healthy and active lifestyles. Percentage of young people who indicate their engagement in sports and other physical activities either occasionally or regularly is only 36% (YDI 2017). Current health expenditure is 8.2 percent of the GDP.

¹⁰ HDR (UNDP), 2018

¹¹ HDR (UNDP), 2018

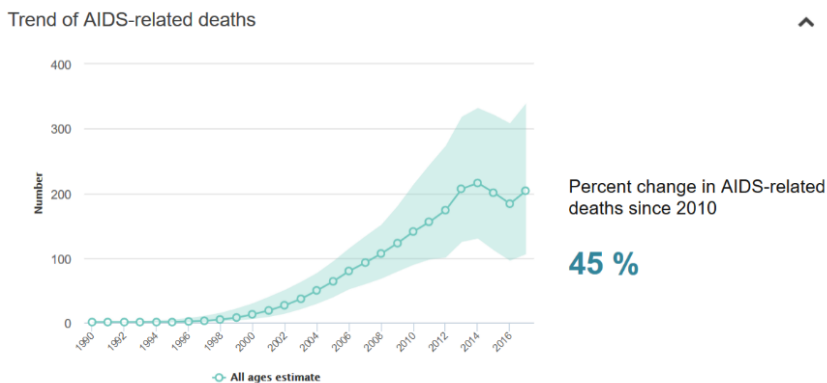
Kyrgyzstan



SDG diagnostics in support of MAPS Report

SDG 3.3.: Even though the main transmission way for HIV is through injecting drugs, over the recent years, country has experienced a steady increase in a number of new HIV infections transmitted sexually among key populations (sex workers, MSM, IDUs) and their sexual partners. HIV prevalence rate (15-24 y.o.) is 0.3 (M) and 0.1 (F) World Bank 2013. HIV infection is still growing in the country, affecting more women and young people. Of all people living with HIV, 32% are young people aged 15 -29 years (Republican AIDS Center).

Since 2010, AIDS-related deaths in Kyrgyzstan have increased by 45% in 2018 (table below)¹²

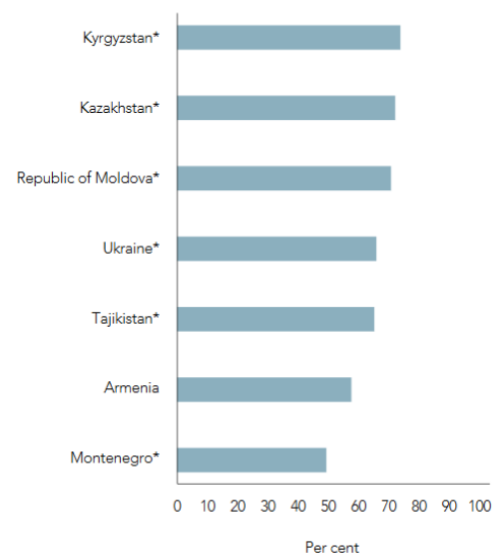


Critical targets and policy issues:

Of the 13 objectives included in SDG 3, the most important is Objective 3.8: Achieve universal health coverage, including financial risk protection, access to quality essential health care services, and access to safe, effective, quality, and affordable essential medicines and vaccines for all. At the core of the universal health coverage is the principle that all people and communities should receive the high-quality health services they need without experiencing financial difficulties.

There are significant barriers in access to health services for vulnerable groups and key populations who are almost completely deprived of access to health services. Even among those who have access, only 42% of youth are satisfied with the quality and accessibility of healthcare. Stigma and discrimination is yet another factor contributing to vulnerability of youth, especially among key populations, jeopardizing their access to quality medical services. Stigmatizing environment for key populations discourages HIV testing and treatment enrolment. Results from the Stigma Index show that at least 10% of people living with HIV in Kyrgyzstan reported being

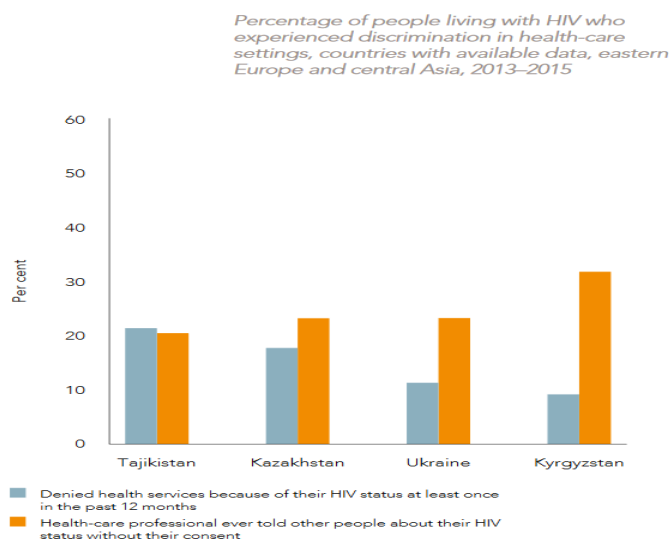
Percentage of men and women aged 15-49 years who would not buy vegetables from a shopkeeper living with HIV, eastern Europe and central Asia, most recent data, 2012-2016





SDG diagnostics in support of MAPS Report

denied health services (table below)¹³ and more than 30% indicate disclosure of their HIV status by health-care workers without their (table below)¹⁴



Discriminatory attitudes and misconceptions about HIV are also common and on a rise. In Kyrgyzstan, more than 70% of adults state they would not buy vegetables from a shopkeeper who is living with HIV (table below). This figure is the highest in EECA region countries.

Policy changes should address such issues as currently required parental consent for adolescents to access HIV testing and laws criminalizing transmission of, non-disclosure of or exposure to HIV transmission – all leading to an increase in stigma and discrimination that jeopardize effective response to HIV epidemic.

Food policies such as developing national dietary guidelines, food and nutrition education in school, fortification of wheat flour, and promotion of healthy food are supportive of health policies.

- Further work is needed towards achieving universal health coverage (SDG target 3.8).

Achieving SDG3.4 remains a high priority given the high burden of non-communicable diseases in Kyrgyzstan and the consequent economic and social costs of inaction. Tackling non-communicable diseases requires action on the other relevant SDGs including SDG11, SDG4, SDG5, SDG1, SDG8 and others, as well as SDG3.8, SDG3.a, SDG3.b and SDG3.c where these have direct implications and a mutually reinforcing: for example, the out of pocket payments associated with essential medicines for non-communicable diseases impacting on poverty and inequality in Kyrgyzstan.



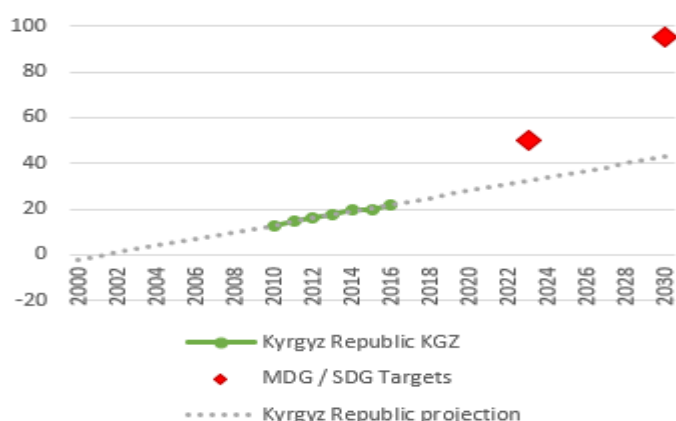
SDG diagnostics in support of MAPS Report



Goal 4. Ensure inclusive and equitable quality education and promote lifelong learning opportunities for all

Emphasizing the role of education in development, in developing skills and knowledge for sustainable lifestyles, human rights, inclusion, gender equality, and the promotion of a culture of peace and non-violence, global citizenship and an appreciation of cultural diversity and culture's contribution to sustainable development, in line with SDG 4.1, SDG 4.5 and SDG 4.7. The average educational attainment level¹ in the country is estimated at 10.9 years and higher than both the UMI and LMI estimates.

Learning outcomes measured in international and national sample-based assessments point to very low achievement and performance in all grades tested (2, 4, 8 and at age 15 (PISA)) – SDG 4.1. Assessment capacity (both formative and summative) is not strong, and there are serious issues with the capacity of the teaching workforce including pre- and in-service training. Strengthening digital transformation and ICTs in education, with attention to rural/urban and gender digital divides. For example, between 2009-2017, only 21 percent of primary school teachers were trained to teach (SDG 4.c) and between 2008 – 2013, only 6 percent of schools had access to internet (SDG 4.a).¹



SDG 4.2. Access to pre-primary education remains low and represents a significant concern, though considerable progress in terms of offer and quality has been achieved through sustained efforts by governments and partners.

Access to compulsory education is high except for children with disabilities and minority ethnic groups. Access to upper secondary (not compulsory) is lower, and reveals gender, wealth, and location disparities – as well as by speakers of Uzbek and other minority languages. (SDG 4.3.)

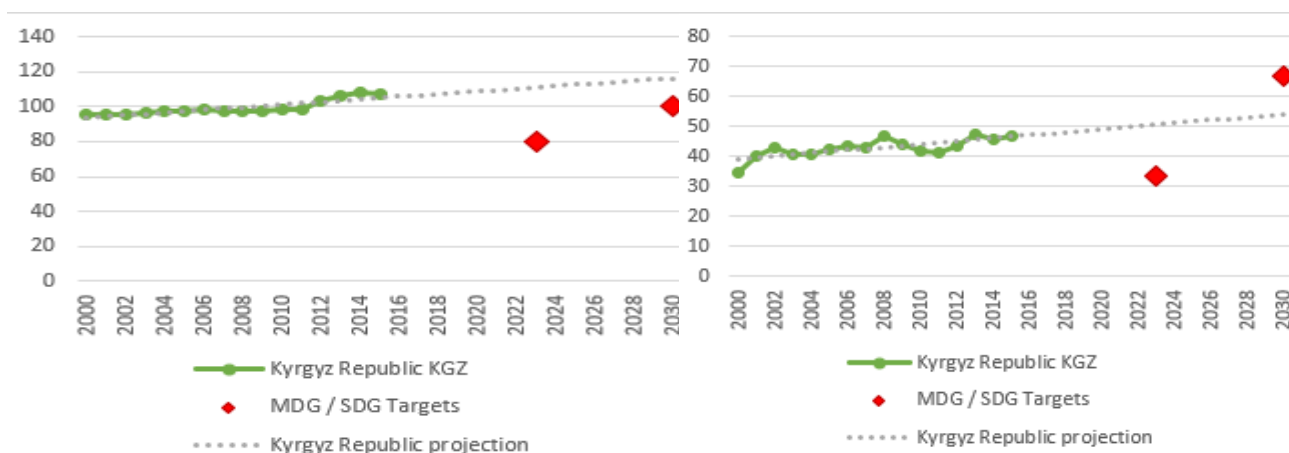
The level of satisfaction of the received education according to young people themselves is quite low. Only 45% are satisfied by the quality of their education (Youth Development Index 2017).

There is a weak cross-sector collaboration between education, health, child protection, the police and social services at national and local levels, although the country has increasingly recognized the need to adopt a more cross-sector approach. The assessment of coverage of the SDG targets in the National Sustainable Development Strategy of the Kyrgyz Republic 2018- 2040 highlights a reasonable level of coverage. These relate to achieving gender equitable early childhood development SDG (4.2) and eliminating gender disparities in education opportunities (SDG 4.5.)

Kyrgyzstan



SDG diagnostics in support of MAPS Report



SDG 4.3.: School enrollment, primary, % gross (left) and tertiary, % gross (right)

Critical targets that need to be addressed:

While Kyrgyzstan has improved its legislative framework (regulation on absenteeism and dropout, new law on preschool education), more is needed at policy level in data collection, school governance and management, inclusive education, particularly for children with disabilities and multi-lingual education. Inefficiencies in the management of education policies lead to some serious gaps in data and policy implementation, including in early learning, out-of-school children/dropout, children with disabilities and teachers.

Making explicit mention of guarantee of pre-primary (including alternative organized early learning facilities), primary, and secondary education to marginalized populations who are at risk of not accessing and completing education, in line with SDG 4.1, SDG 4.2 SDG 4.5.

This includes robust education management information system and learning assessment capacity, strong capacity in education policy and strategic planning, budgeting, implementation, monitoring and evaluation. Improvements in national pre-service teacher training systems are crucial. ICT and digitalization can be one of the main tools for forecasting needs and improving sector management.

#	Title of the document	SDG 4: Education									
		4.1	4.2	4.3	4.4	4.5	4.6	4.7	4.a	4.b	4.c
1	Trust Unity Creation 2018-2022	X	X	X	X	-	X	X	X	X	X
2	Strategy 2040	X	-	X	X	-	X	X	X	-	X

Source: Results of Rapid Integration Assessment

Addressing the following SDGs and targets is important:

- 4.2 By 2030, ensure that all girls and boys have access to quality early childhood development, care and pre-primary education so that they are ready for primary education
- 4.3 By 2030, ensure equal access for all women and men to affordable and quality technical, vocational and tertiary education, including university



SDG diagnostics in support of MAPS Report

- 4.5 By 2030, eliminate gender disparities in education and ensure equal access to all levels of education and vocational training for the vulnerable, including persons with disabilities, indigenous peoples and children in vulnerable situations

Share of indicators				Number of indicators			
Achieved	Yet to be achieved	Serious efforts required	No data	Green	Yellow	Red	Grey
6%	35%	35%	24%	1	6	6	4

Source: SDG Dashboard tools for Kyrgyzstan for SDG 4



Goal 5. Achieve gender equality and empower all women and girls

While Kyrgyzstan may be considered as having progressive gender equality legislation and policies, clear implementation mechanisms for gender equality laws are lacking, and the national strategy on gender equality is under-financed. The country's gender machinery as represented by the Department of Gender Affairs under the Ministry of Labour and Social Protection, is nominal, largely ineffectual and significantly under-resourced both in human and financial terms.

Between 2008-2018 in Kyrgyz Republic 25.4 percent of female population ages 15 and older ever experienced violence with intimate partner (SDG 5.2).

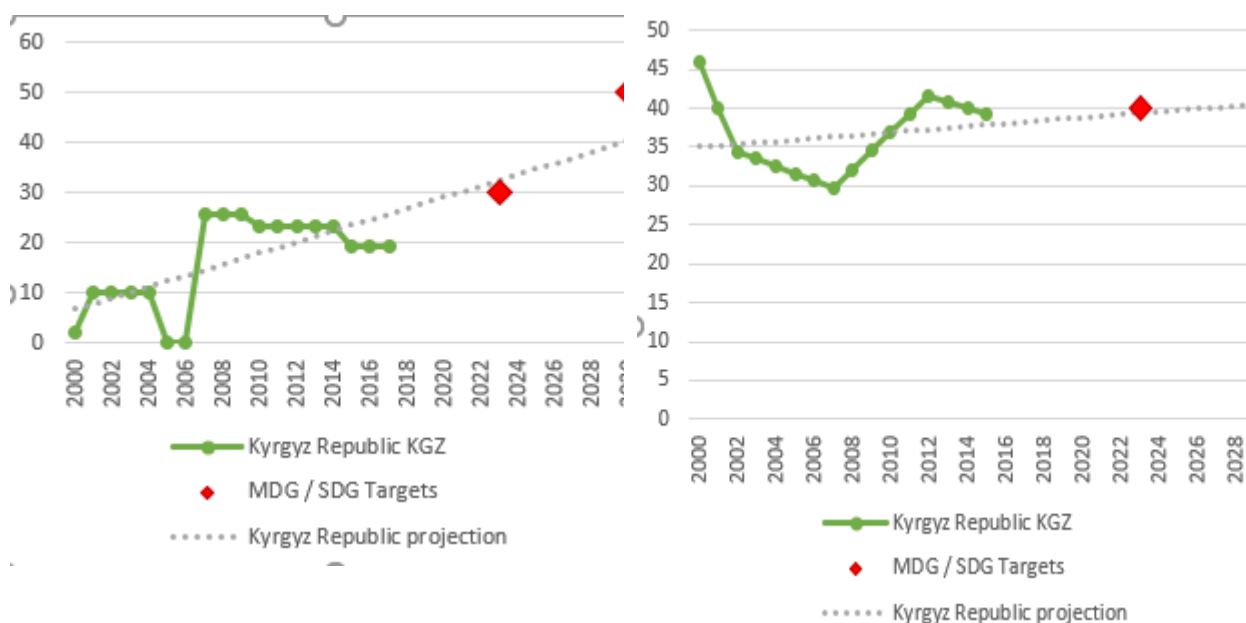
Early/child marriage and bride abduction are the most common forms of gender-based violence in Kyrgyzstan and occur in all regions of the country and among all ethnic groups. SDG 5.3 must be prioritized due to the widespread nature of these practices – in which several patriarchal notions converge with tremendous harmful repercussions – and lack of reliable statistics. Statistical measurement of cases of early/child marriage, polygamy and bride kidnapping is difficult as these are unregistered customary unions entered into through religious ceremonies. The growing number of early/child marriages is evidenced by the increasing number of births among women of premarital age. As of 2017 an estimated 12 percent of women in rural areas were married before the age of 18 years, and 14 percent of women in urban areas married before the age of 18.

Women's disproportionate burden of unpaid care work is a significant barrier to their participation in the labour market (SDG 5.4) There are substantial gender imbalances in paid and unpaid work, with women spending considerably more time than men on unpaid care and domestic work. Such as, between 2007 – 2017 women ages 15 and older in Kyrgyzstan spent 16.8 percent of 24-hour day on unspent domestic chores and carework¹.

Kyrgyzstan



SDG diagnostics in support of MAPS Report



SDGs 5.5. and 5.6: Number of seats in national parliament (right) and Adolescent fertility rate, births per 1,000 women ages 15-19 (left)

Women's political leadership and representation, and participation in governance are visible at all decision-making levels, and guaranteed by special laws and measures. But they do not result in the full realization of these rights in practice. The 30 percent quota for either sex on electoral lists, stipulated in a 2011 amendment to the Electoral Law, has yet to be met since as of 2017 the share of seats in parliament held by women were only at 19.2 percent¹. (SDG 5.5)

These gender disparities are reflected in overall labour force participation as well. Despite higher levels of education, women (ages 15 and older), in 2017, 48.2% of women were in the labour force, compared to 75.7% of men¹. Similarly, in the private sector, women's labour is highly concentrated in traditional sectors such as education and health and men occupy approximately 75% of managerial positions.¹ (SDG 5.5)

Between 2007 – 2017 the female share of graduates in science, mathematics, engineering, manufacturing and construction at tertiary level was at 9.6 percent low. And only 38.9 percent of female population ages 15 and older had account at financial institution or with mobile-service provider (SDG 5.5).

Women also experience income poverty due to the significant gender wage gap. In 2014, women's average wages (across all sectors of the economy) were equivalent to 71% of men's wages.¹ Women are more likely than men to work part-time and to leave the job market for periods of time due to childcare responsibilities.

Reproductive rights are guaranteed in the Constitution and the law on such rights guarantees access to contraception, although in practice such access is not universal, largely as a result of high costs.¹(SDG 5.6) Termination of pregnancy is also permitted under Kyrgyz law, although the requirement of parental approval means that young people may feel forced to seek unsafe abortions.¹ Data to meet this target requires further research as available information is quite limited, particularly on women's ability to make their own informed decisions regarding sexual relations, contraceptive use and reproductive health care.



SDG diagnostics in support of MAPS Report

Under Kyrgyz law, women and men have equal ownership rights to property, regardless of their marital status. In marriage, the rights of each spouse are protected in respect to the common property. (SDG 5.a). In the case of divorce and separation of property, spouses are equally entitled to ownership of any property acquired during the marriage. Female and male family members also have equal inheritance rights. However, despite the absence of formal or legal barriers to women’s property ownership, culturally and traditionally, men are the favored inheritors and owners of real property and land. As a result, most women are “asset poor”, meaning that less women have ownership rights or likely to hold property jointly. They experience other substantial challenges such as limited access to financial capital, a lower level of technical agricultural knowledge, and the constraints of tradition and culture that reinforce women’s role as farm workers rather than as leaders.

Critical targets and policy issues:

Increasing women’s participation in decision-making: enforce the 30 percent quota on electoral lists specified in the 2011 amendment to the electoral law, currently not mandatory, especially at local levels (where women are scarcely four percent of those in political office). Work with political parties, civil society, women and youth organizations, especially in rural areas, to raise public demand for gender parity in decision-making. Develop leadership capacities of women candidates and promote equal access to financing (**Links to SDG targets: 5.5, 5.1, 5c**)

Supporting women to realize their potential contributes to development of agricultural sector and improvement of rural livelihoods. It also works to enable rural women to strengthen their voices in their households and communities, and it supports the creation of a policy environment that enables the economic empowerment of rural women.

#	Title of the document	SDG-5: Gender								
		5.1	5.2	5.3	5.4	5.5	5.6	5.a	5.b	5.c
1	Trust Unity Creation 2018-2022	X	-	-	-	X	-	X	X	-
2	Strategy 2040	-	-	-	X	-	-	-	X	-

Source: Results of Rapid Integration Assessment

Addressing the following SDGs and targets is important:

- 5.2 Eliminate all forms of violence against all women and girls in the public and private spheres, including trafficking and sexual and other types of exploitation
- 5.3 Eliminate all harmful practices, such as child, early and forced marriage and female genital mutilation
- 5.a Undertake reforms to give women equal rights to economic resources, as well as access to ownership and control over land and other forms of property, financial services, inheritance and natural resources, in accordance with national laws
- 5.c Adopt and strengthen sound policies and enforceable legislation for the promotion of gender equality and the empowerment of all women and girls at all levels

Share of indicators	Number of indicators
---------------------	----------------------



SDG diagnostics in support of MAPS Report

Achieved	Yet to be achieved	Serious efforts required	No data	Green	Yellow	Red	Grey
19%	14%	29%	38%	4	3	6	8

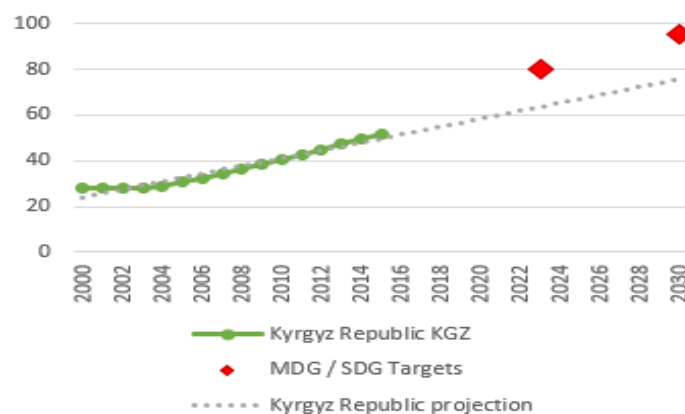
Source: SDG Dashboard tools for Kyrgyzstan for SDG 5



Goal 6. Ensure availability and sustainable management of water and sanitation for all

The post-Soviet agreements among the five Central Asian republics regulate access to water resources at the regional level. The water supply and sanitation infrastructure is between 40 and 50 years old and requires upgrading: it is estimated that over 70% of the nation's water supply network is in need of repair or replacement, which in turn generates risks. The quality of drinking water from this aging system is poorly monitored and often not sufficient and is reported to be

below the standards⁴⁵ as such, contributes to the cause of mortality from unsafe water, sanitation and lack of hygiene. In 2016 87.3 percent of population in the country was using improved drinking water sources (SDG 6.1) and 96.6 percent of people were using improved sanitation facilities in 2015¹.



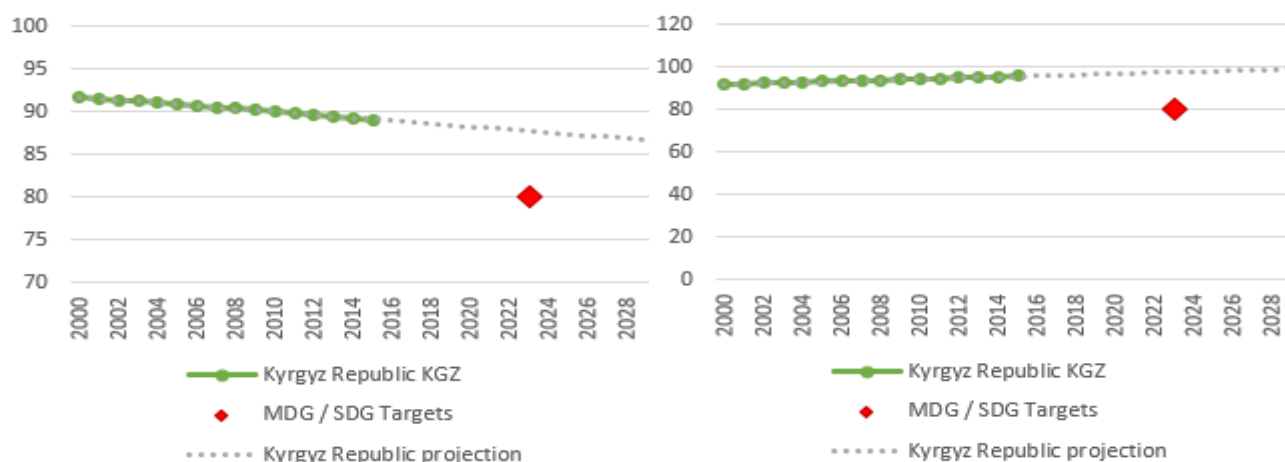
6.1. Proportion of population using safety managed drinking water services, (%)

Water use for industry, commercial, energy and institutional purposes is expected to increase due to accelerating urbanization and population growth, while the demand for food also continues to increase in Kyrgyz Republic. Fresh water withdrawal in 2015 was 32.6 percent of the total renewable water resources (SDG 6.4).

Kyrgyzstan



SDG diagnostics in support of MAPS Report



6.2.1. WDI. Improved sanitation facilities, % of population with access. Urban (left) and rural (right)

Critical targets and policy issues:

Problem of providing population with clean drinking water should be prioritized in the country: need for policy in drinking water supply will be aimed at creating an economically sustainable, accessible service for safe and quality water supply, sanitation in every locality (SDG 6.1). The water supply management system should be translated into a market format with a reliable subsidy system for vulnerable groups. The use of modern autonomous water purification systems together with combined small HPPs / SES / WES will make it possible to provide any populated areas or territories with "clean energy - clean water" complex, regardless of availability of mains electricity and water pipelines.

It is necessary to reduce risks associated with emergencies, reduce pollution of land and water resources by introducing the best technologies and strengthening control over activities of extractive enterprises (SDG 6.3).

Development of efficient energy and irrigation networks, road and transport infrastructure, provision of clean drinking water and sanitation systems for settlements is priority for the state. The key task of local authorities will be formation of economic and social actors that ensure development on the ground (SDG 6.b).

The state should provide access to clean drinking water, proper operation and maintenance, financial and institutional sustainability of water supply, sanitation facilities for all human settlements. State policy will focus on the principle of resource conservation and rational use of water resources, including secondary use of effluents (SDG 6.a).

Strengthen the coordinated service delivery model with primary health care at the centre and including quality assurance and improvement, evidence-based care, access to essential medicines and consumables, and access to basic services such as safe water, sanitation and hygiene.

#	Title of the document	SDG-6. Water							
		6.1	6.2	6.3	6.4	6.5	6.6	6.a	6.b
1	Trust Unity Creation 2018-2022	X	X	-	X	X	-	-	-
2	Strategy 2040	X	-	-	X	X	-	-	-

Source: Results of Rapid Integration Assessment



SDG diagnostics in support of MAPS Report

Addressing the following SDGs and targets is important:

- 6.1 By 2030, achieve universal and equitable access to safe and affordable drinking water for all
- 6.3 By 2030, improve water quality by reducing pollution, eliminating dumping and minimizing release of hazardous chemicals and materials, halving the proportion of untreated wastewater and substantially increasing recycling and safe reuse globally
- 6.a By 2030, expand international cooperation and capacity-building support to developing countries in water- and sanitation-related activities and programmes, including water harvesting, desalination, water efficiency, wastewater treatment, recycling and reuse technologies.
- 6.b Support and strengthen the participation of local communities in improving water and sanitation management

Share of indicators				Number of indicators			
Achieved	Yet to be achieved	Serious efforts required	No data	Green	Yellow	Red	Grey
0%	36%	14%	50%	0	5	2	7

Sources: SDG Dashboard tools for Kyrgyzstan for SDG 6



Goal 7. Ensure access to affordable, reliable, sustainable and modern energy for all

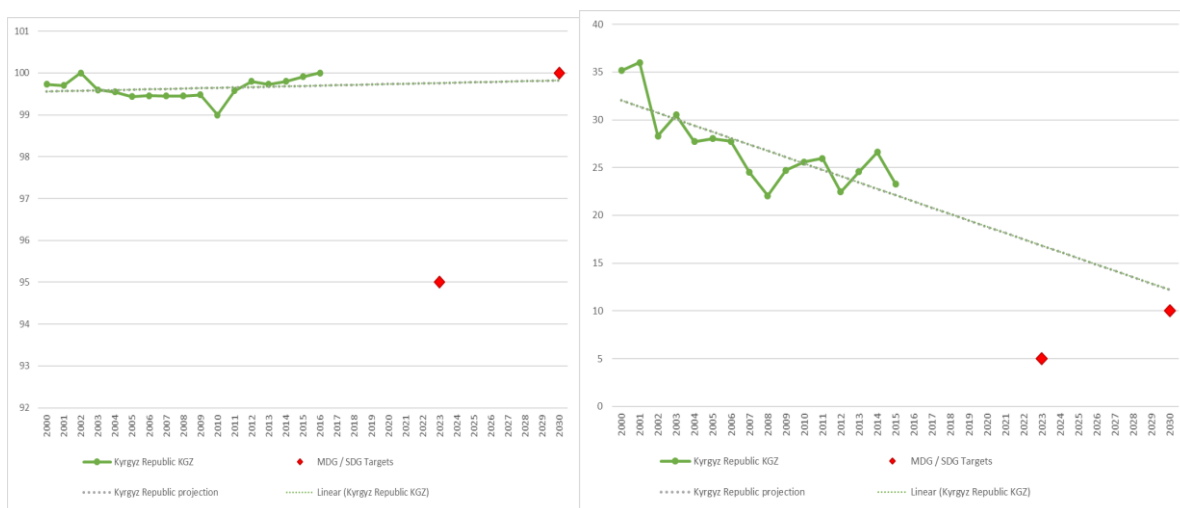
The country faces challenges in maintaining access to quality energy services and is not making the most of its energy endowments especially in hydrological and other renewable resources. While citizens enjoy universal access to electricity (SDG 7.1) and low prices, the energy sector is financially distressed, and its assets antiquated. The energy sector suffers from three main problems including 1) inadequate supply reliability and poor quality of service, 2) fragile financial condition, and 3) concerns about affordability and willingness to pay. Currently the energy sector consumes around 20% of GDP (World Bank, 2017). State support to the energy sector comes at the expense of other spending priorities, such as in the health and education sectors.

Kyrgyzstan has high renewable energy sources potential estimated at 840,2 toe. Solar, hydroelectricity of small rivers and streams, wind energy, geothermal waters and biomass are the major types of renewable energy sources in the biomass are the major types of renewable energy sources in the republic. Still, currently the total consumption in final demand mostly made up of hydropower generation is decreasing (SDG 7.2).

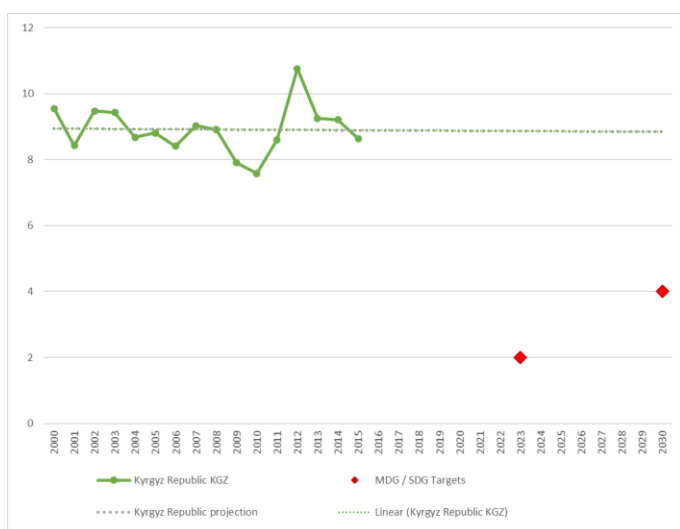
Kyrgyzstan



SDG diagnostics in support of MAPS Report



7.1.1. Proportion of population with access to electricity, total (left) 7.2.1 Renewable energy share in the total final energy consumption %, (right)



SDG 7.3 Only about 17% of the 1.1 million Kyrgyz households, mainly located in the capital city Bishkek and other large cities, have access to district heating. The remaining 907,000 households use coal stoves (a primary heating source for around 60% of all households), electricity, wood, dung or gas to keep their homes warm in winter. The housing stock was constructed during Soviet period some 35-60 years ago without any regard to energy efficiency. Energy use per square meter is almost 3-5 times as those in EU.

Critical targets and policy issues:

Making the sector sustainable will mean aligning tariffs with costs, prioritizing investment and rehabilitation of assets, and further strengthening sector policy, governance and regulation. In addition, promoting a policy and regulatory framework to accelerate the application of clean, renewable and alternative energy technologies, and strengthen capacities to develop a national action plan for sustainable energy provision. Continual improvement of the heating and efficiency of energy use at the household level. (7.1, 7.3, 7.a).

Support a national action plan for sustainable energy and strengthen national capacities to adopt clean, renewable and alternative energy technologies (7.3, 7.a, 11.b). Subsidy and credit schemes to help those more vulnerable is needed to help guarantee increasing prices do not have an undue social impact.



SDG diagnostics in support of MAPS Report

#	Title of the document	SDG 7. Energy				
		7.1	7.2	7.3	7.a	7.b
1	Trust Unity Creation 2018-2022	X	X	X	X	X
2	Strategy 2040	X	X	X	-	X


Source: Results of Rapid Integration Assessment

Addressing the following SDGs and targets is important:

- 7.3 By 2030, double the global rate of improvement in energy efficiency
- 7.a By 2030, enhance international cooperation to facilitate access to clean energy research and technology, including renewable energy, energy efficiency and advanced and cleaner fossil-fuel technology, and promote investment in energy infrastructure and clean energy technology

Share of indicators				Number of indicators			
Achieved	Yet to be achieved	Serious efforts required	No data	Green	Yellow	Red	Grey
33%	17%	17%	33%	2	1	1	2

Sources: SDG Dashboard tools for Kyrgyzstan for SDG 7



Goal 8. Promote sustained, inclusive and sustainable economic growth, full and productive employment and decent work for all

About 60% of estimated 5,7 million of Kyrgyzstan's population are of working age.¹ The overall employment to population ratio was 57 % in 2016 with significant gender disparities. Employment to population ratio for men stood at 71% in 2017, almost the same as in 2016, while employment to population ratio for women declined from 57.1% in 2016 to 43.9 in 2017¹. A high level of informality along with external migration, are used as coping strategies in response to poverty and a lack of decent jobs, which poses a significant challenge for workers, as well as current and future social insurance rights and pensions. Informality is widespread and more apparent in rural areas than in urban.

The registered unemployment in Kyrgyzstan was 7.2 %, youth unemployment was double than average in 2016¹, with significant number of children engaged in child labour. One third of all unemployed are in long-term unemployment¹.

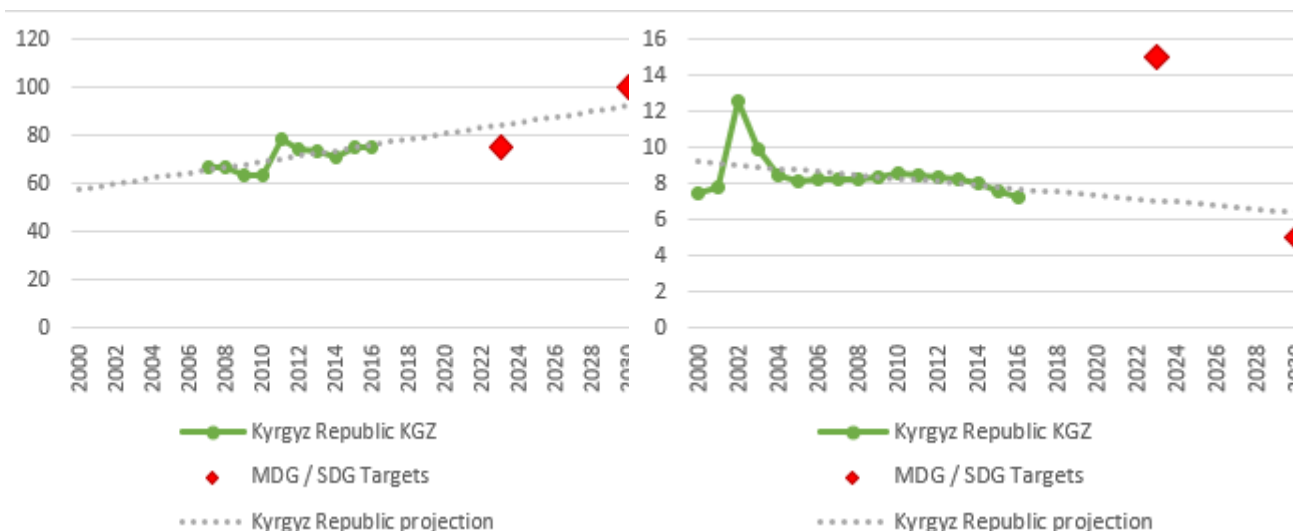
Despite persistent rates of unemployment, only 1,7% of those unemployed were covered effectively by contributory and non-contributory unemployment schemes. Even though near universal, the average old-age pension is only just above the subsistence minimum threshold for the elderly. (SDG 8.5)

A large share of the working age population is falling through the cracks of social and labour policies and adopting informality and migration as coping strategies (SDG 8.3 and SDG 8.8.) A low share of those unemployed are registered as such and are thus receiving very limited support; only 5.9% of the country's registered unemployed received financial support in 2015, while the majority are included into public works (SDG 8.8).

Kyrgyzstan

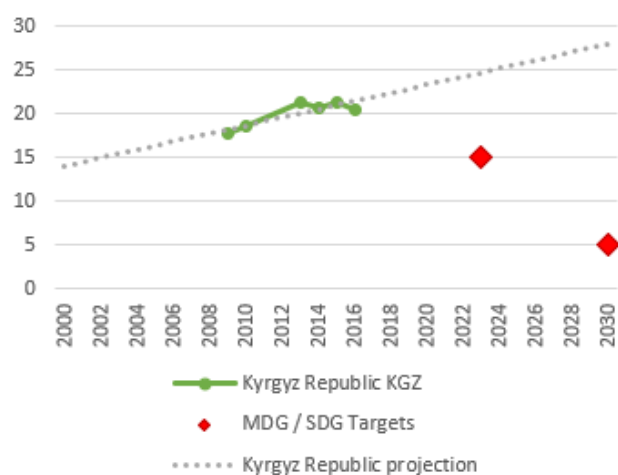


SDG diagnostics in support of MAPS Report



SDG 8.5: The ratio of women's wages to men's wages, % (left) and Unemployment, % of total labour force, national estimate (right)

Youth unemployment rate stood at 15,5 % in 2016, double than average unemployment rate. The share of young people not in employment, education or training (NEET) was 20,04% in 2016, with pronounced gender differences: the share of NEET among young women was 29% compared to 12.1 % for young men. The share of NEET youth increased since 2013 when it was 15.3 % overall¹. The high share of NEET among young women is explained primarily by the obligation of many young women who remain outside of the labour force to tend to family responsibilities and social norms. Kyrgyzstan also has an unacceptable child labour practice: more than a quarter of all children work and are considered to be forced into child labour. More than 70 per cent of working children in 2014¹ were engaged in jobs that are hazardous to their health, interfere with education, or damage their physical, intellectual, and social development. Information about persons with disabilities is available only for those persons with disabilities that register in the social protection and education system. There are no employment related data about persons with disabilities.



SDG 8.6. Proportion of youth not in education, employment or training, by sex and age (%), 15-24, both sexes is relatively high, at 20% in 2016.

Young people increasingly report difficulties in finding jobs after graduation. Only about 37% of young graduates can find a job within a year after their graduation (YDI 2017). The main reason for this is the lack of proper skills and qualifications and decent jobs – unsatisfactory education system that is not meeting the needs and demands of modern labor market. (SDG 8.6)

Kyrgyzstan



SDG diagnostics in support of MAPS Report

The financial component of the quality of employment among young people also remains at a low level. According to surveys, the rate of young people with an average income level exceeding the average subsistence level in the country was 32.2%, and majority of young people (61.6%) have no income (YDI 2017).

Currently, agriculture sector employs 29% of the total population and 43% of the rural population. World Bank's Systemic Country Diagnostic report for Kyrgyz Republic identifies that agriculture, together with mining and energy, plays a central role in the new growth model of the country. With untapped potential for productivity growth, agriculture and food processing sectors have potential for not only contributing to food security, but also generating decent work opportunities for significant number of Kyrgyz citizens, especially for youth in rural and peri-urban areas.

Youth entrepreneurship is yet another important element of youth self-realization through development of small and medium-size business. However, only 21% of youth feel at least somehow ready to start their own business, with most of the obstacle being lack of opportunities for appropriate education and skills, and inaccessible and expensive loans.

All of this leads to an increasing negative migration balance. At the end of 2016 the number of outgoing migrants exceeded the number of incoming by 3,965 people. Negative balance of migration indicates that the number of people wishing to leave the country and realize their potential abroad prevails in the migration balance. According to the survey conducted by Frederick Elbert Foundation, almost 42% of young people intend to leave the country.

National social security system provides a comprehensive scope of coverage but looking at the effective coverage of population large gaps appear. Social security policy areas covered by a statutory programme include: child and family; maternity (cash); sickness (cash); unemployment; employment injury; disability; survivors and old age.

Critical targets and policy issues:

Understanding the situation of unemployed, (returning) migrant and informal workers, poor and vulnerable people (by age, gender and place of residence) is a foundation in ensuring labour market policies and social protection system effectively and in synchronised manner cover the population. Improving the quality and availability of data is one of the preconditions to design adequate national policies. Building the capacity of national statistical offices to collect, analyse and present data should be followed up by expanding capacity on sub-national level to use data as evidence for regionalisation and localisation of national strategies with adequate financial resources.

Supporting transition from informality to formality. The dominance of informal employment hampers the creation of stable enterprises capable of attracting investment legally, adopting high-technology production methods, and providing decent working conditions. It deprives workers and their families from decent and stable income and access to social protection guarantees. Informality has an impact on sustainability of social protection financing.

Increasing youth employability to meet demands and expectations of current labour market. This requires changes and improvements to current education system, particularly to technical vocational education.

Building capacity of labour market institutions to respond to the needs of unemployed; strengthening the PES, so it provides inclusive quality labour market services to the unemployed, as well as to employers. The main objective of different employment promotion programmes rising employability, and supporting entry



SDG diagnostics in support of MAPS Report

into the labour market. Unemployment benefits, short-term public work programmes, and training are the main schemes available in Kyrgyzstan. The legal coverage is limited with significant variations across regions. The less developed regions where the need to improve employability is greater, have least capacity to implement and least variety of services. Registered unemployed persons who have a work record of at least 12 months are eligible for unemployment benefits.

The size of contributory unemployment benefit, at approximately 10% of the minimum subsistence level appears to be insufficient to prevent from fall into poverty caused by the loss of employment. In combination with a lack of employment promotion services and decent jobs, the impact of unemployment benefit on overall wellbeing and labour market re-entry is extremely limited.

Social protection and employment institutions response should be synchronised to provide integrated response to those living in poverty and seeking employment by creating a continuum of cash and services for those who are outside of labour market and live in poverty and exclusion. There seems to be a step taken in this direction by the Government that is designing a network of joined up local employment services and social protect department offices.

#	Title of the document	SDG-8. Growth and Job										8.a	8.b
		8.1	8.2	8.3	8.4	8.5	8.6	8.7	8.8	8.9	8.10		
1	Trust Unity Creation 2018-2022	X	X	X	-	X	-	-	X	X	X	-	-
2	Strategy 2040	-	X	X	X	X	X	-	X	X	X	-	X

Addressing the following SDGs and targets is important:

- 8.3 Promote development-oriented policies that support productive activities, decent job creation, entrepreneurship, creativity and innovation, and encourage the formalization and growth of micro-, small- and medium-sized enterprises, including through access to financial services
- 8.5 By 2030, achieve full and productive employment and decent work for all women and men, including for young people and persons with disabilities, and equal pay for work of equal value
- 8.6 By 2020, substantially reduce the proportion of youth not in employment, education or training
- 8.8 Protect labour rights and promote safe and secure working environments for all workers, including migrant workers, in particular women migrants, and those in precarious employment
- 8.10 Strengthen the capacity of domestic financial institutions to encourage and expand access to banking, insurance and financial services for all

Share of indicators				Number of indicators			
Achieved	Yet to be achieved	Serious efforts required	No data	Green	Yellow	Red	Grey
18%	32%	27%	23%	4	7	6	5



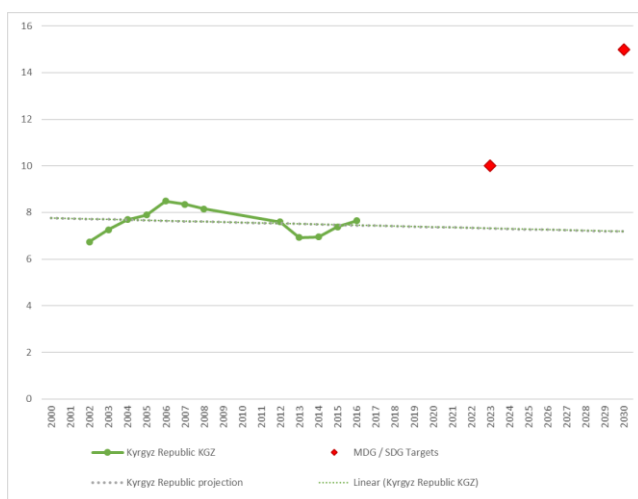
SDG diagnostics in support of MAPS Report



Goal 9. Build resilient infrastructure, promote inclusive and sustainable industrialization and foster innovation

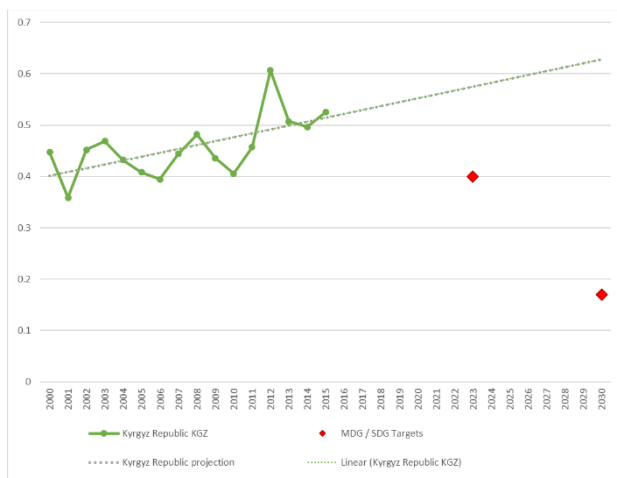
Sustained investment in infrastructure and innovation are crucial drivers of economic growth and development. With over half the world population now living in cities, mass transport and renewable energy are becoming ever more important, as are the growth of new industries and information and communication technologies.

Road infrastructure is essential as 14.9 percent of the economy and 48 percent of the workforce is based on agriculture, the roads are essential since they are the only way for the people to get their goods to a trade hub (SDG 9.1). The majority of the manufactured goods come from urban industrialized areas. More than 90% of all consumer goods are transported via roads making it the main mode of international transportation infrastructure. The transport infrastructure of the Kyrgyz Republic is not well-developed, but efforts are continuing to improve the situation.



Since the breakup of the former Soviet Union there has been a period of de-industrialization in the Central Asian states. As a result, shifting away from principally natural resources-based economies remains a significant challenge in reforming towards the market economy.

SDG 9.2.2 Approximately 8% of the workforce is engaged in manufacturing (left). This is compared with 26.7% in agriculture and 51.1% in services.¹⁵

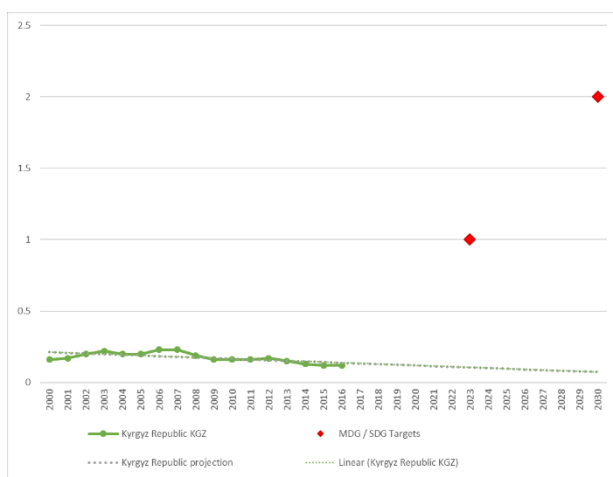


SDG 9.4.1 measures the output of CO2 emissions per unit of output (GDP). As the manufacturing sector is relatively small the target for this is more likely to relate to the energy sector which is the major contributor to emissions. Therefore, promoting renewable energy industries will also be good for this indicator.

¹⁵ Human Development indicators, UNDP 2018



SDG diagnostics in support of MAPS Report



SDG 9.5 and expenditure on research and development as a proportion of GDP remains less than 0.1%.

The Government is embarking on an ambitious strategy for digital transformation in Kyrgyzstan which, “...uses the power of data industry, technologies, digital infrastructure to improve the life of people, create new economic opportunities and stronger society where people, their values and capacity are in the centre.”¹⁶ There is certainly potential for improving digital infrastructure and internet penetration. SDG 9.c There have been 126 mobile phone subscribers per 100 people. (HDR, 2018)

Critical targets and policy issues:

Critical policy areas will be to promote the development of a greater share of industry in Kyrgyzstan. The private sector in the Kyrgyz Republic remains the main driver of economic growth. But its share of gross domestic product (GDP) has remained stagnant. Growth needs to become primarily export-led or it will continue to rely on consumption financed by foreign remittances.

This needs to be supported by continuing investments in critical infrastructure and especially energy (SDG 7) and roads. Promoting the digital economy will take time to develop but is necessary for Kyrgyzstan to continue its path towards a market economy. This will undoubtedly need to be supported with increasing urbanization as the urban population is roughly one-third. Alternatively, increasing digital infrastructure in rural areas may overcome some of the bottlenecks to digital transformation.

Addressing the following SDGs and targets is important:

- 9.2 Promote inclusive and sustainable industrialization and, by 2030, significantly raise industry’s share of employment and gross domestic product, in line with national circumstances, and double its share in least developed countries
- 9.4 By 2030, upgrade infrastructure and retrofit industries to make them sustainable, with increased resource-use efficiency and greater adoption of clean and environmentally sound technologies and industrial processes, with all countries taking action in accordance with their respective capabilities
- 9.5 Enhance scientific research, upgrade the technological capabilities of industrial sectors in all countries, in particular developing countries, including, by 2030, encouraging innovation and substantially increasing the number of research and development workers per 1 million people and public and private research and development spending

¹⁶ <http://tazakoom.kg/site/concept/22>



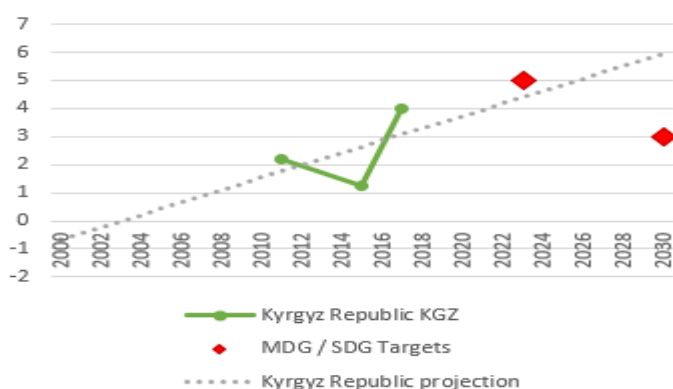
Goal 10. Reduce inequality within and among countries

The issue of income inequality is rarely discussed in Kyrgyzstan: there is not much literature or research on the effects of income inequality in the country. With that, the problem of income inequality is a crosscutting issue, which affects not only monetary wealth, but also the extent to which people are deprived of the goods, services, and opportunities to live long and healthy lives.

Youth entrepreneurship is yet another important element of youth self-realization through development of small and medium-size business. However, only 21% of youth feel at least somehow ready to start their own business, with most of the obstacle being lack of opportunities for appropriate education and skills, and inaccessible and expensive loans (SDG 10.2).

Women's participation in the labour force is 56% compared with 80% for men. In rural areas women tend to work in lower-end value chains with less predictable incomes. Women engaged in unpaid productive work and women outside the labour force account for 72% of the total working age population living below poverty line. It is estimated that approximately 850,000 people are seeking employment abroad primarily in the Russian Federation and Republic of Kazakhstan.

The development of regions in Kyrgyzstan is uneven. The gap in GRP per capita between the richest (Bishkek) and the poorest (Osh oblast) regions is almost 6 times. 68% of the poor were living in rural area in 2014. (SDG 10.1) Inequality in social development can also be seen from the differences in HDI which varies from 0.634 (Naryn oblast) to 0.825 (Bishkek). Coefficient of human inequality on Global Inequality-adjusted index for Kyrgyzstan is equivalent to 9.8%¹⁷.



These reflect growth in domestic consumption and services in urban areas fueled by urban migration, and informal urban employment underpinned by an increase in pension transfers and continued inflow of remittances reaching the poor.¹⁸ It can be noted that the country is one of the most remittances dependent countries in the world (SDG 10.c)

SDG 10.c: Remittance costs as a proportion of the amount remitted (%)

Opportunities for better rural income through agriculture can reduce urban-rural disparities and deter unmanageable urbanization. Social protection system of the country remains fragmented with limited coverage and low transfer value. The role of social protection in development and using the potential of the poor and vulnerable have not been fully explored (SDG 10.4).

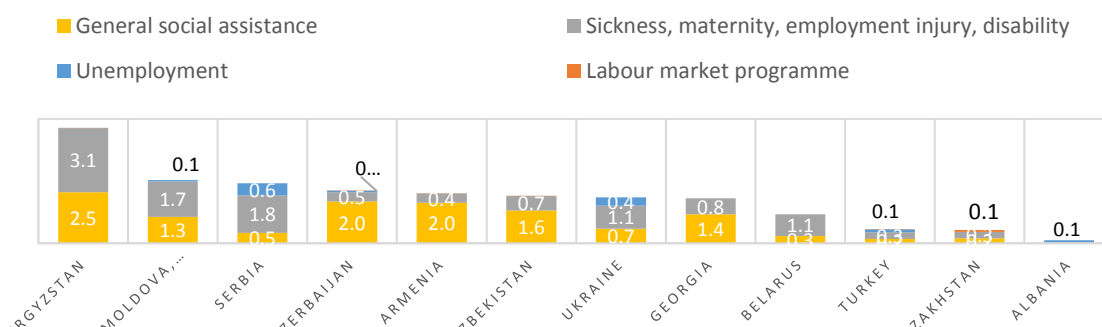
¹⁷ HDR, 2018

¹⁸ <http://www.worldbank.org/en/country/KGZgyzrepublic/overview#3>

Kyrgyzstan



SDG diagnostics in support of MAPS Report



Composition of public social protection spending for population in active age (% of GDP for select countries, latest available year) (Source: ILO World Social Protection Report 2017-19 (Table B.17))

Critical targets and policy issues:

While poverty reduction has been included on the policy agenda in Kyrgyzstan, the issue of income inequality has received less focus. Negative effects and implications of income inequality would be mitigated if Kyrgyzstan pursued a sustainable policy promoting inclusivity of growth and more equal income distribution. However, the issue of income inequality in Kyrgyzstan has not been yet popular among policy makers (see findings of the Rapid Integration Assessment).

As a result, two main factors—an absence of national priority on the issues of income inequality, and a lack of inclusive growth—have undermined progress in poverty reduction and sustained income inequality. Certainly, reducing income inequality requires a set of complex measures, including promoting inclusivity of economic growth, creating better-functioning labor markets, and developing appropriate institutions.

One of the possible short-term and feasible solutions for Kyrgyzstan could be **reform of the social assistance system**. Improvement of the targeting mechanisms of social benefits and **focus on people at the bottom of the income distribution increase the accumulated share of income for the poorest and decreases inequality**.

Building nationally defined social protection floors also reaffirms that social protection is a right that should be made available for all the population of a country, including displaced people, through different forms and using different mechanisms (social assistance and social insurance for example, amongst others).

Social protection – if well designed – can be a positive investment in social cohesion and economic sustainability. It also has a key role to play in reducing risk and building resilience, and helping to protect development gains in the face of shocks, and in accompanying potentially painful economic diversification or reform processes.

#	Title of the document	SDG-10. Inequalities									
		10.1.	10.2.	10.3.	10.4.	10.5.	10.6.	10.7.	10.a.	10.b.	10.c.
1	Trust Unity Creation 2018-2022	X	X	X	X	-	-	X	-	-	-
2	Strategy 2040	-	X	X	-	-	-	X	-	X	-

Source: Results of Rapid Integration Assessment



SDG diagnostics in support of MAPS Report

Addressing the following SDGs and targets is important:

- 10.1 By 2030, progressively achieve and sustain income growth of the bottom 40 per cent of the population at a rate higher than the national average
- 10.3 Ensure equal opportunity and reduce inequalities of outcome, including by eliminating discriminatory laws, policies and practices and promoting appropriate legislation, policies and action in this regard
- 10.4 Adopt policies, especially fiscal, wage and social protection policies, and progressively achieve greater equality
- 10.c By 2030, reduce to less than 3 per cent the transaction costs of migrant remittances and eliminate remittance corridors with costs higher than 5 per cent

Share of indicators				Number of indicators			
Achieved	Yet to be achieved	Serious efforts required	No data	Green	Yellow	Red	Grey
0%	14%	50%	36%	0	2	7	5

Sources: Dashboard tools for Kyrgyzstan for SDG 10



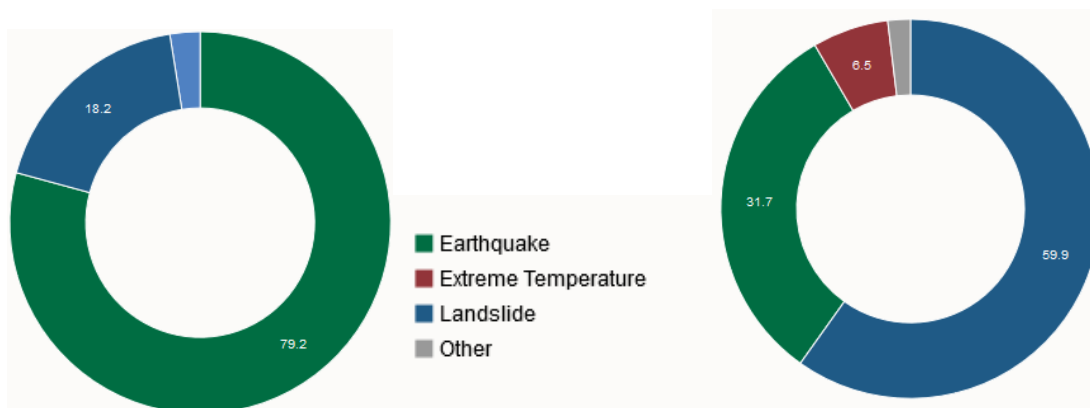
SDG diagnostics in support of MAPS Report



Goal 11. Make cities and human settlements inclusive, safe, resilient and sustainable

In the Kyrgyz Republic the urban population is 34% and, on its territory, there are 31 cities at different levels. About 60% of the urban population lives in two cities - Bishkek (the capital) and Osh. At present, the urban population is about 1,987,000 inhabitants. In a mountainous geography like Kyrgyzstan urban areas are mostly located in valleys and low mountain areas, apart from some urban systems, which are located in the middle part of the country. Urbanization thus becomes a new challenge for cities and urban infrastructure, which belongs to the category of the most energy-intensive, labor-intensive and capital-intensive industries. An important task is to find a solution for the sustainable development problems of urban areas.

Many of the data to measure progress against the SDG 11 indicators is unavailable or not as yet collected due to methodological issues. For example, there is no data on slum dwelling (SDG 11.1) but some estimate suggests there are 50 illegal squatter townships (*novostroika* slums), now home to an estimated 250,000 people on the outskirts of Bishkek.¹ Other data such as access to transport are even more scant (SDG 11.2).



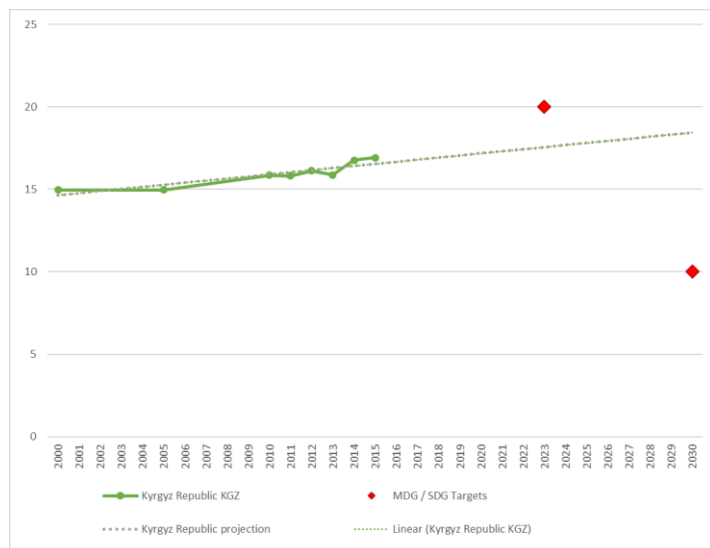
SDG 11.5 Attribution of economic losses % (left) and mortality % (right) to different types of disasters

No	Year	Number of disasters	People killed	Damage, Thousand of soms
11	2001	192	71	338 400
12	2002	241	75	340 504
13	2003	166	44	357 618
14	2004	201	91	363 795
15	2005	182	70	218 146
16	2006	184	84	148 251
17	2007	209	93	315 813
18	2008	312	281	315 064
19	2009	214	64	156 354
20	2010	223	23	516 910
21	2011	240	82	939 913
22	2012	449	47	924 921

No of disasters by year, associated deaths and costs (SOM) Source: Government of Kyrgyzstan



SDG diagnostics in support of MAPS Report



Environmental quality remains an issue of concern and especially urban air quality in Bishkek. The concentration of particulate matter (PM) is a key air quality indicator since it is the most common air pollutant that affects short term and long-term health (SDG 11.6.2)

In this regard, there is need for an integrated treatment of the inevitable new residential policy - shaping Bishkek agglomeration with surrounding satellite cities. The rapid and often unplanned urbanization leads to increased pressure on environment and requires promotion of sound urban planning, sustainable building, low-carbon transports, green spaces and sustainable lifestyles (SDG 11.3).

SDG 11.6.2: PM2.5 air pollution, mean annual exposure (micrograms per cubic meter)

Critical targets and policy issues:

There is a need for comprehensive strategic programs, which would secure the main directions of urban resilient policy. They should include new forms and instruments of implementation (urban/municipal management system, urban autonomy, urban budgets, funding for urban infrastructure) (SDG 11.2), with the inclusion of mechanisms for monitoring the implementation of state long-term programs. In general, the setting of an urbanized system, a territorial organization of economic potential and resettlement within the administrative-territorial reform carried out by the state, has an enormous role in the development of the sustainable development potential of the whole country as a result, therefore it must necessarily be reflected in a steady eco-friendly, resilient and sustainable human development (SDG 11.b).

Cities account for large portion of energy consumption, waste and carbon emissions, thus require investments in renewable energy, waste management and sustainable/green infrastructure. Also, due to the high concentration of people, infrastructure, housing and economic activities, cities are particularly vulnerable to climate change and natural disasters. Hence, it is essential to protect cities - which are important social, cultural and economic centers - from environmental and climate threats.

(Sources: Results of Rapid Integration Assessment)

Addressing the following SDGs and targets is important:

- 11.2 By 2030, provide access to safe, affordable, accessible and sustainable transport systems for all, improving road safety, notably by expanding public transport, with special attention to the needs of those in vulnerable situations, women, children, persons with disabilities and older persons
- 11.3 By 2030, enhance inclusive and sustainable urbanization and capacity for participatory, integrated and sustainable human settlement planning and management in all countries
- 11.5 By 2030, significantly reduce the number of deaths and the number of people affected and substantially decrease the direct economic losses relative to global gross domestic product caused by disasters, including water-related disasters, with a focus on protecting the poor and people in vulnerable situations



SDG diagnostics in support of MAPS Report

- 11.b By 2020, substantially increase the number of cities and human settlements adopting and implementing integrated policies and plans towards inclusion, resource efficiency, mitigation and adaptation to climate change, resilience to disasters, and develop and implement, in line with the Sendai Framework for Disaster Risk Reduction 2015–2030, holistic disaster risk management at all levels

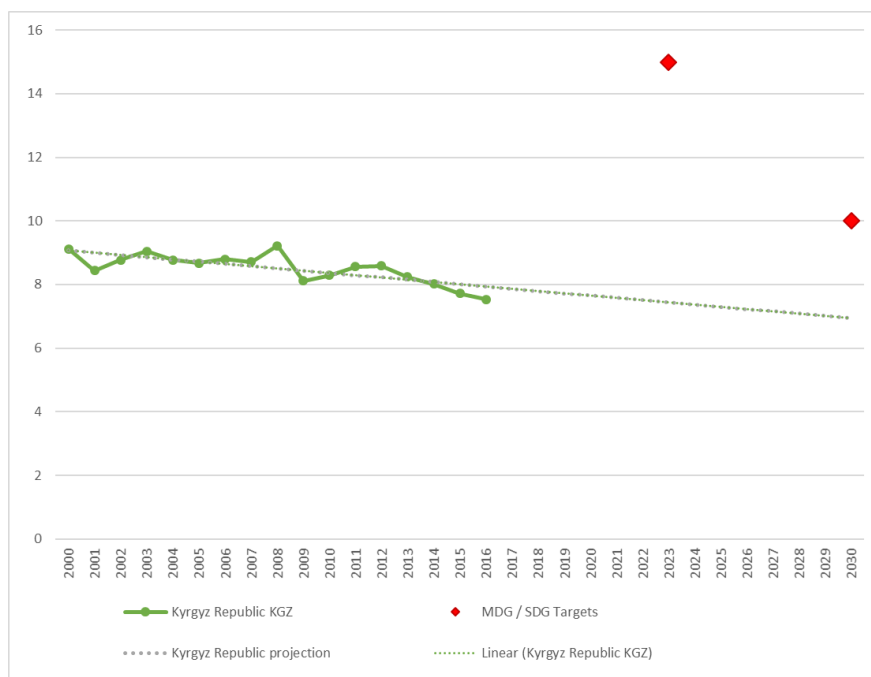
Share of indicators				Number of indicators			
Achieved	Yet to be achieved	Serious efforts required	No data	Green	Yellow	Red	Grey
18%	9%	18%	55%	2	1	2	6

Sources: R SDG Dashboard tools for Kyrgyzstan for SDG 11



Goal 12. Ensure sustainable consumption and production patterns

For the Kyrgyz Republic, transition to sustainable consumption patterns is a necessity, since the country's socio-economic development is largely based on the consumption of natural resources. However, the state of the economy means its material footprint is relatively low except for its high use of biomass but overall by comparison to more developed countries the values are low (SDG 12.2).



12.2. Domestic material consumption, per unit GDP



SDG diagnostics in support of MAPS Report

The economic foundation of the Kyrgyz Republic relies mainly on the agricultural, mining and energy sectors. Kyrgyzstan has been actively pursuing policies aimed at strengthening its economic potential in accordance with the National Sustainable Development Strategy of the Kyrgyz Republic 2018- 2040 for these sectors. However, each of the strategic sectors of the economy has a number of specific challenges that may hinder the successful achievement of the Agenda 2030. In agriculture, for example, it is necessary to take measures to improve the system of agricultural management, improve the quality and range of technical services, promote technological modernization of agricultural production, create conditions for the development of cooperatives and modern market infrastructure, increase production and exports, increase efficiency of land use, and develop organic agriculture, while minimizing negative environmental impacts such as soil, water and nutrient loss, greenhouse gas emissions, and degradation of ecosystems (SDGs 12.6 and 12.a).

Unfortunately, current farming practices (i.e., incorrect and unnecessary use of agrichemicals and ineffective irrigation channels) led to reduced soil fertility and resulted in land degradation by almost 26%. The government support to sustainable and other environmental measures in agriculture (KGS 216 million in 2016) was low in comparison to funds provided for pesticide use and ineffective irrigation (KGS 1,154 million), which have caused agricultural land degradation.¹⁹

Whereas in the industrial sector, there is a need to increase manufacturing capacity through resource-efficient technologies, reducing energy costs and creating mechanisms to stimulate resource-efficient technologies, rational use of local labor and minimize environmental impact. For instance, the state support on subsidies, tax exemptions, tariffs, and others cover almost 15 percent of the total central state budget expenditure planned for 2017. For example, such expenditures in 2016 constituted an estimated 70% of the total spending by the Ministry of Agriculture, including activities such as promoting agrochemical use and supporting ineffective irrigation systems.²⁰

As the private sector develops rational models of production and consumption that will allow them to be integrated into regional and global value chains is important. This will need to be based on their ability to produce sustainability reports and respond to corporate and social responsibility (SDGs 12.6). Education and awareness for sustainable development remains an important undertaking (SDG 12.8).

The energy sector is in poor with ageing infrastructure, and the growth in energy demand is dominating supply side. For instance, Kyrgyzstan went from being a net power exporter to a net importer in 2014.²¹ Besides, between 2010-2015 the fossil fuel energy consumption in Kyrgyz Republic constituted 69.3 percent of total energy consumption in the country²² (SDG 12.c). Any reforms on fossil fuel subsidies should be approached holistically and to ensure targeted support to the poor while ensuring sustained government commitment (12.c).

Additionally, waste management is another problem in the country. As of 2014, for instance, 112.7 million tons of production and consumption wastes accumulated on the territory of the country.²³ The problems of environmentally safe disposal of solid household waste have not been solved yet and the current waste management system is ineffective. The existing landfill sites do not meet the requirements of environmental and sanitary safety and they have exceeded the design lifetime several times and, at present, are themselves

¹⁹ https://www.unpei.org/sites/default/files/e_library_documents/Public%20Expenditure%20Review%20-%20Kyrgyzstan%20Dec.%202017.pdf

²⁰ ditto

²¹ <http://documents.worldbank.org/curated/en/790571525400964567/pdf/125934-BRI-3-5-2018-13-42-25-ESMAPCountryBriefKyrgyzPApr.pdf>

²² HDR, 2018

²³ http://eco-expertise.org/wp-content/uploads/2009/06/WEE_CA_ENG-26_10_2017.pdf



SDG diagnostics in support of MAPS Report

sources of secondary pollution of atmospheric air, soil, underground aquifers, and sources of drinking water supply. (SDGs 12.4 and 12.5)

Critical targets and policy issues:

Increase responsibility at all levels of government, business and population for monitoring and control over sustainable consumption of resources and condition of environment, including through integration of environmental aspects into development plans.

Enhance institutional capacities and cross-sectoral policy frameworks to ensure sustainable natural resource use for agricultural production.

Improve operational mechanism for sustainable natural resource management and ensure better collaboration at national and between national and local levels through developing systems of national accounts.

Support a shift to more efficient agricultural practices to ensure water and food security, including through facilitating research and encouraging public-private partnership.

#	Title of the document	SDG-12. SCPs										
		12.1.	12.2.	12.3.	12.4.	12.5.	12.6.	12.7.	12.8.	12.a.	12.b.	12.c.
1	Trust Unity Creation 2018-2022	X	X	-	X	X	-	X	-	X	X	-
2	Strategy 2040	-	X	-	-	X	X	X	X	-	X	-

Sources: Results of Rapid Integration Assessment

Addressing the following SDGs and targets is important:

- **12.2** By 2030, achieve the sustainable management and efficient use of natural resources
- **12.4** By 2020, achieve the environmentally sound management of chemicals and all wastes throughout their life cycle, in accordance with agreed international frameworks, and significantly reduce their release to air, water and soil in order to minimize their adverse impacts on human health and the environment
- **12.5** By 2030, substantially reduce waste generation through prevention, reduction, recycling and reuse
- **12.C** Rationalize inefficient fossil-fuel subsidies that encourage wasteful consumption by removing market distortions, in accordance with national circumstances, including by restructuring taxation and phasing out those harmful subsidies, where they exist, to reflect their environmental impacts, taking fully into account the specific needs and conditions of developing countries and minimizing the possible adverse impacts on their development in a manner that protects the poor and the affected communities

Share of indicators	Yet to be achieved	Serious efforts required	No data	Number of indicators	Green	Yellow	Red	Grey
7%	20%	0%	73%	1	3	0	11	

Source: SDG Dashboard tools for Kyrgyzstan for SDG 12



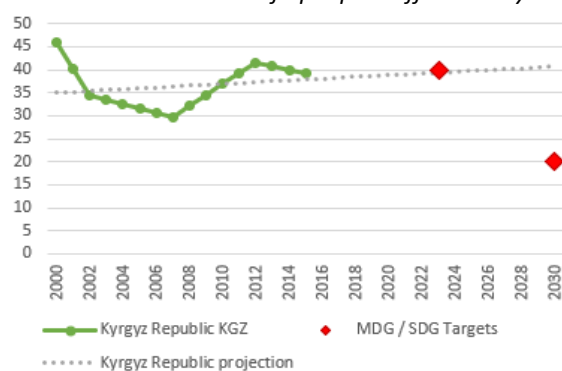
SDG diagnostics in support of MAPS Report



Goal 13. Take urgent action to combat climate change and its impacts

90% of the country's territory is mountainous, and almost 94% of the territory is located at altitudes higher than 1,000 meters and nearly 40% at higher than 3,000 meters above sea level. For this reason, Kyrgyzstan has relatively small areas with normal bioclimatic conditions for life with extreme environmental conditions and high vulnerability of mountain ecosystems. Prevalence of natural disasters creates challenging living conditions in the foothills, plains and valleys, where most settlements are located. The country has already been impacted by climate change, in terms of changes in the ecosystem services, health, and economic activity (SDG 13.1)

SDG 13.1.: Number of people affected by disaster



The expected climate change will lead to an increase emergency situation and have a significant impact on the living conditions and health of the population, but the water resources of the republic will be the most vulnerable, which will diminish the opportunities for agricultural production. The scale and frequency of the climate-related natural disasters are increasing by 1.5 times every 10 years.²⁴ For the most unfavorable scenarios of climate change, the annual economic damage for the republic by the year 2100 may amount to about KGS 0.6 billion²⁵.

Recent climate research has shown that Kyrgyzstan is one of the most vulnerable countries to climate change impacts in Eastern Europe and Central Asia, ranked 3rd most sensitive out of 28 countries with its low adaptive capacity.²⁶ (SDG 13.b) The Kyrgyz Republic, fully supporting international efforts to address climate change, signed the Paris Agreement on the Framework Convention of the United Nations Framework Convention on Climate Change in 2016 (SDG 13.a) .

The prospects of the Paris Agreement include access to climate funds, both for adaptation and for low-carbon development involving a reduction in greenhouse gas emissions. The Strategy 2040 of the Kyrgyz Republic is also aligned with the global SDG 13 by almost 60%, on the basis of the RIA methodology. (SDG 13.2 and 13.3). However, while the key strategic documents, such as National Strategy for Sustainable Development, reflect adaptation to climate change as a high priority area, challenges in implementing risk measures remain persistent due to no guaranteed budgetary or limited off-budget financing.

Climate change will adversely impact agriculture, affecting food security (availability and affordability of food) and livelihood opportunities for rural population. The Intended Nationally Determined Contributions estimate

²⁴ https://www.unpei.org/sites/default/files/e_library_documents/Public%20Expenditure%20Review%20-%20Kyrgyzstan%20Dec.%202017.pdf

²⁵ https://www.adb.org/sites/default/files/project-documents/44068/44068-012-tacr-en_0.pdf

²⁶ <http://www.ucentralasia.org/Content/Downloads/MSRI%20Brief%20-%20Subjective%20Approaches%20to%20Measuring%20Resilience.pdf>



SDG diagnostics in support of MAPS Report

for Kyrgyz Republic that annual losses, if climate adaption measures do not take place, would be \$70 million for agriculture sector.

According to data from the Ministry of Emergency Situations for the period 1990 to 2016, annual average environmental spending with a clear intention of contributing to climate adaptation was KGS 254 million - less than a half of the average annual cost of damages caused by natural disasters (KGS 0.6 billion).

Critical targets and policy issues:

Climate change will further inhibit agricultural and energy production. Therefore, building resilience to climate-resilience shocks and stressors should be at the core of development policy and programmes. Glacier melt increase till about 2030, and its decline afterwards will increase vulnerability to energy generation from hydropower. KR's increased mining will need policies to protect the environment from pollution and other negative factors. The country will benefit from policy determining how and when to shift from their dependence on these resources.

Economic activities that reduce poverty and social progress, on the one hand, and do not exceed the limits of environmental sustainability of natural ecosystems, on the other hand, require more effective planning and management of the country's transition to sustainable development through various elements of "green" development and implementation of measures on adaptation to climate change. Two issues need to be addressed:

- Implementation of measures to reduce greenhouse gas emissions and low-carbon development.
- Implementation of environmental statistics and monitoring system on climate change.

#	Title of the document	SDG-13. Climate Change				
		13.1.	13.2.	13.3.	13.a.	13.b.
1	Trust Unity Creation 2018-2022	X	X	-	-	-
2	Strategy 2040	X	X	X	-	-

Source: Results of Rapid Integration Assessment

Addressing the following SDGs and targets is important:

- **13.1** Strengthen resilience and adaptive capacity to climate-related hazards and natural disasters in all countries
- **13.3** Improve education, awareness-raising and human and institutional capacity on climate change mitigation, adaptation, impact reduction and early warning
- **13.b** Promote mechanisms for raising capacity for effective climate change-related planning and management in least developed countries, including focusing on women, youth and local and marginalized communities

Share of indicators				Number of indicators			
Achieved	Yet to be achieved	Serious efforts required	No data	Green	Yellow	Red	Grey
26%	16%	11%	47%	5	3	2	9

Sources: SDG Dashboard tools for Kyrgyzstan for SDG 13



SDG diagnostics in support of MAPS Report



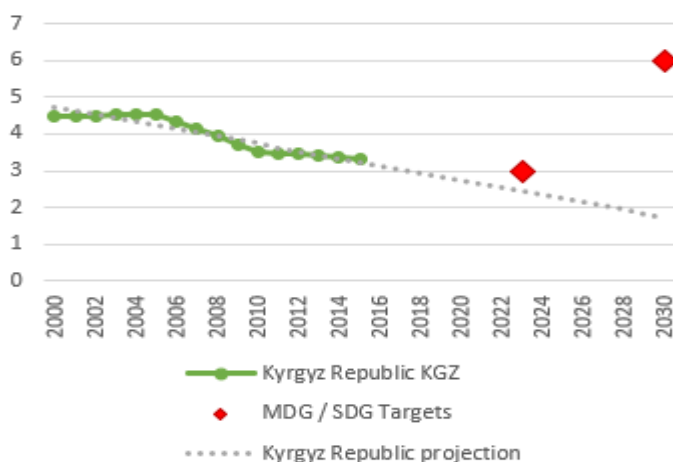
Goal 15. Protect, restore and promote sustainable use of terrestrial ecosystems, sustainably manage forests, combat desertification, and halt and reverse land degradation and halt biodiversity loss

Major environmental issues for the Kyrgyzstan affect the region generally and include (i) land degradation and desertification (ii) the water-energy nexus (iii) threats to food security and agricultural production (iv) natural disasters and (v) the impact of climate change on environment and the subsequent impacts on poverty, health, and energy issues.

Unsustainable use of natural resources continues to be a significant problem in Kyrgyzstan which hinders the achievement of development objectives as it decreases the economic and social benefits poor people receive from, for example, agriculture and forestry. The unsustainable use of limited natural resources, combined with population growth, an increase in overall demand, leads to a reduction in agricultural productivity and the economy as a whole.

60% of agricultural land (arable land and pastures) are subject to water and wind erosion, posing serious threats to food security and agricultural production.²⁷ The fertility of arable land decreases every year. The main reasons for the deterioration of the state of irrigated lands are insufficient natural drainage of the territory, the initial absence or destruction of the collector-drainage network, large losses of irrigation water during filtration in irrigation canals, and irregular irrigation regime (SDG 15.1).

15.1.: WDI Forest area (% of land area)



Moreover, deforestation is becoming of a growing concern. The main threat to local forests comes from the local population and their use of forest resources (SDG 15.2). About 200 thousand people live inside the forest and are completely dependent on forest resources. Wood is used as fuel, as well as for construction, which leads to deforestation, and, consequently, to land degradation (SDG 15.3). As a result, land degradation and deforestation has led to loss of biodiversity (SDG 15.4)

Ensuring environmental sustainability in the economic growth of the country can be achieved by minimizing negative environmental consequences, increasing effectiveness of requirements and incentives for environmental protection, using reliable data for making environmentally relevant decisions (SDG 15.9.).

²⁷ https://www.unpei.org/sites/default/files/e_library_documents/Public%20Expenditure%20Review%20-%20Kyrgyzstan%20Dec.%202017.pdf

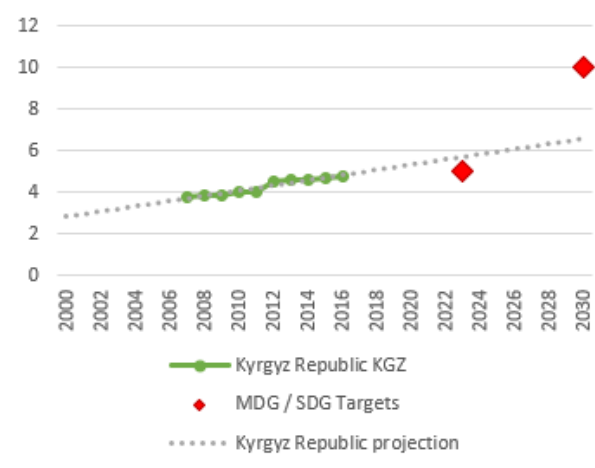


SDG diagnostics in support of MAPS Report

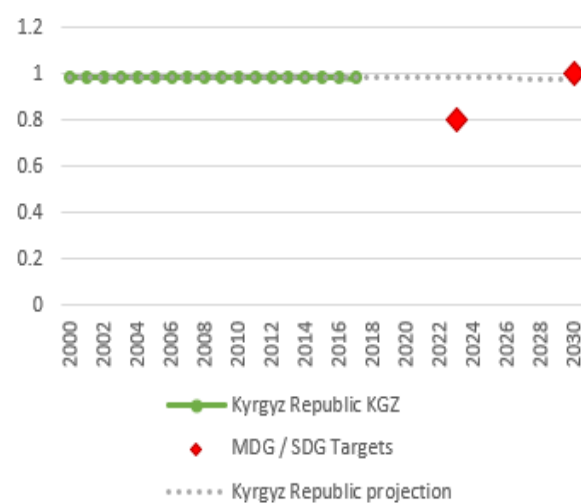
In sphere of environmental protection, the main policy should be aimed at creating an environment friendly for human life, rational use of natural resources for social and economic development and preservation of unique ecosystems of the Kyrgyz Republic for future generations (SDG 15.a).

A sharp change in habitat, and direct removal of plants and animals of nature has led to the extinction of 11 species and endangered the disappearance of others.²⁸ (SDG 5.5) High levels of dependence on natural resources mean that poor people in both countries are particularly vulnerable to the social and economic impacts of unsustainable natural resource use. Further, this situation creates a vicious cycle where the unsustainable natural resource use worsens poverty which leads to increasingly worse environmental degradation, as most poor people do not have the incentives and knowledge to engage in sustainable natural resource management.

SDG 15.2: Area of protected territories from the whole area (15.2.1.1 = 15.4.1.)



15.5: RedList Index, mean point



Critical targets and policy issues:

Strategy 2040 is weakly aligned with the global SDG 15, indicating only 17% alignment based on the RIA methodology. The new Strategy 2040 should ensure that the development agenda is not driven by short-term economic priorities but considers the long-term interests of future generations through economically, environmentally and socially viable reforms. Activities should be aimed at preserving and restoring natural environment, landscapes, ecosystems and biological diversity by expanding ecological network, including specially protected natural areas of various categories, allowing to protect species of flora and fauna included in the Red Book of the Kyrgyz Republic. (SDGs 15.1 – 15.6). Expanding area of green spaces is one of the key elements of reducing risks of climate change, land degradation, air pollution.

Further attention to development of methodology for assessment of ecosystem services and integration of ecosystem services into strategic planning would help to address the trade-offs that exist with balancing environmental sustainability and economic growth.

²⁸ PAGE Stocktaking Report in Kyrgyzstan



SDG diagnostics in support of MAPS Report

Policy assessments should be also supported by introducing system of environmental and economic accounting, creating conditions for enhancing economic sustainability based on stock of natural capital. For example, and increase contribution of forestry sector in GDP to 0.1% could be achieved by developing recreational and other potential of forest ecosystems. This would be supported by:

- Strengthening climate regulation and water regulation role of forests by conserving forests and increasing forest area of the country to 5.7% by 2023.
- Increase in plantations area of fast-growing tree species.
- Adopting effective measures to reduce forest stripping and poaching.

#	Title of the document	SDG-15. Land											
		15.1.	15.2.	15.3.	15.4.	15.5.	15.6.	15.7.	15.8.	15.9.	15.a.	15.b.	15.c.
1	Trust Unity Creation 2018-2022	-	X	X	X	X	X	-	-	X	-	-	-
2	Strategy 2040	-	X	-	-	-	-	-	-	X	-	-	-

Sources: SDG Dashboard tools for Kyrgyzstan for SDG 15

Addressing the following SDGs and targets is important:

- **15.2** By 2020, promote the implementation of sustainable management of all types of forests, halt deforestation, restore degraded forests and substantially increase afforestation and reforestation globally
- **15.3** By 2030, combat desertification, restore degraded land and soil, including land affected by desertification, drought and floods, and strive to achieve a land degradation-neutral world
- **15.4** By 2030, ensure the conservation of mountain ecosystems, including their biodiversity, in order to enhance their capacity to provide benefits that are essential for sustainable development
- **15.5** Take urgent and significant action to reduce the degradation of natural habitats, halt the loss of biodiversity and, by 2020, protect and prevent the extinction of threatened species
- **15.9** By 2020, integrate ecosystem and biodiversity values into national and local planning, development processes, poverty reduction strategies and accounts
- **15.a** Mobilize and significantly increase financial resources from all sources to conserve and sustainably use biodiversity and ecosystems
-

Share of indicators				Number of indicators			
Achieved	Yet to be achieved	Serious efforts required	No data	Green	Yellow	Red	Grey
0%	0%	0%	100%	0	0	0	3

Sources: Results of Rapid Integration Assessment and SDG Dashboard tools for Kyrgyzstan for SDG 15



SDG diagnostics in support of MAPS Report



Goal 16. Promote peaceful and inclusive societies for sustainable development, provide access to justice for all and build effective, accountable and inclusive institutions at all levels

Governance in Kyrgyzstan is at a crossroad. As a young parliamentary democracy, the country is grappling with persistent governance and rule of law challenges, as evidenced by its negative WGI indicators (SDG 16.3 – 16.6). While regulatory quality, political stability and control of corruption appear to be improving in the last two years, the political economy situation of the country offers potential significant risks to the sustainability of governance reforms in the country (SDG 16.5). The country's social contract between the state and citizens has been also challenged during the two revolutions (2005 and 2010) and has relatively stabilized manifesting in two latest peaceful transitions of presidential power.

Level of youth engagement in socio-political activities is low (18.4%) and very low representation of youth in political parties (1.8%) and government bodies (0.2%). (YDI 2017).

The Institute for Economics and Peace provides yet one of the more comprehensive review and diagnosis of SDG 16 progress in various countries, including Kyrgyzstan. Figure 1 shows that out of 22 SDG16 indicators²⁹, only six (16.1.2 Conflict-related deaths; 16.2.2 human trafficking; 16.2.3 sexual violence against girls; 16.6.1 responsible budget spending; 16.7.2 inclusive decision-making; and 16.9.1 birth registration) rated as **good**, which reflects Kyrgyzstan's performance on said indicators relative to other countries. Corruption-related measurements (16.5.1 and 16.5.2) on the other hand, rated as **poor**, whereas most others were rated as **fair** while four indicators did not have sufficient **data** available³⁰.

The progress largely complements existing broader data sets on the state of governance in the country. Governance trends in the country based on the World Bank's World Governance Indicators show a declining or flat trend for key indicators such as rule of law, control of corruption, government effectiveness, and e-government (as proxy for access to information). Recent trends and development further indicate potential challenges to inclusive access to information, as well as representative decision-making which may delay further advancements in these two indicators. For example, only 40% of civil servants are women, and only 26% of women are in political or specialists' posts, whereas the level of youth engagement in socio-political activities is low (18.4%). There is also as weak very low representation of youth in political parties (1.8%) and government bodies (0.2%). (YDI 2017).

SDG16 status and progress in Kyrgyzstan, 2017.

(Source: SDG16 Progress Report. Institute for Economics and Peace. 2017)

²⁹ SDG 16.8.1 was not included as it is measured globally and not disaggregated by country.

³⁰ It must be noted that some of the values presented were based on proxy data and existing policies and which may need further verification and analysis based on actual practice (e.g., for 16.10.2 (public access to information), the Open Government Index was used as proxy).

Kyrgyzstan



SDG diagnostics in support of MAPS Report

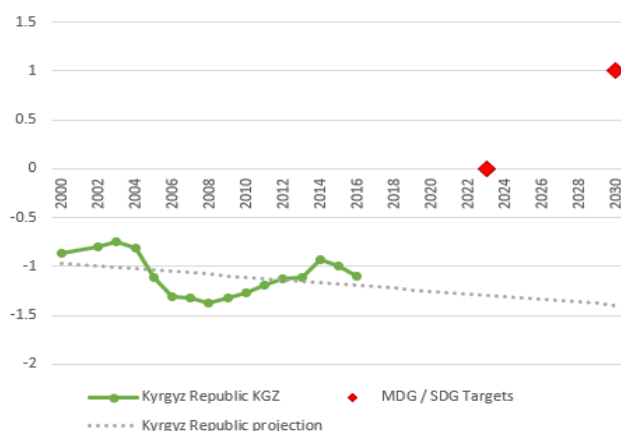
#	INDICATOR	DENOMINATOR	VALUE	RATING	LATEST YEAR	TREND
16.1.1	Intentional Homicide	per 100,000	5.12	●	2015	↑
16.1.2	Conflict Related Deaths	Total	6	●	2016	↑
16.1.3	Victims of Violence	%	*			
16.1.4	Safe Walking Alone	%	51	●	2015	↑
16.2.1	Violence Against Children	%	57	●	2014	
16.2.2	Human Trafficking	per 100,000	0	●		
16.2.3	Sexual Violence Against Girls	%	0.1000	●	2012	
16.3.1	Underreporting of Violence	%	*			
16.3.2	Unsented Prisoners	%	18.0	●	2015	↓
16.4.1	Illicit Financial Flows	US\$ (Millions)	101	●	2013	
16.4.2	Arms Tracking	per 100,000	*			
16.5.1	Government Corruption (Citizens)	%	45	●	2013	
16.5.2	Government Corruption (Business)	%	53.6	●	2013	
16.6.1	Responsible Budget Spending	Score (1-4)	1	●	2015	↑
16.6.2	Satisfaction with Public Services	%	64	●	2015	↑
16.7.1	Representative Politics	Score (0-1)	0.65	●	2016	↑
16.7.2	Inclusive Decision Making	Score (0-1)	0.72	●	2016	↑
16.9.1	Birth Registration	%	98	●	2014	
16.10.1	Violence Against Journalists	Total	*			
16.10.2	Public Access to Information	Score (0-1)	0.54	●	2016	↓
16.a.1	Human Rights Institutions	Score (1-3)	2	●	2017	
16.b.1	Discrimination	%	*			

INDICATOR PERFORMANCE

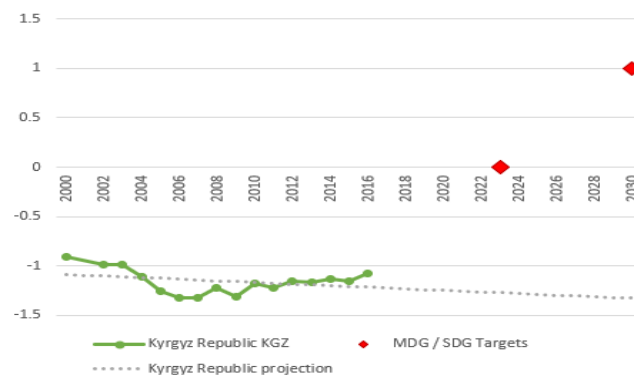
- Good
- Fair
- Poor

*Comparable data not available for this indicator, however, country specific data may be available from the National Statistical Office or other sources

SDG 16.3. WGI: Rule of Law, estimate



SDG 16.5 WGI: Control of corruption, estimate



In the last decade, particularly after the passing of the new Constitution in 2010, the government has introduced several laws, policies and reforms to align existing laws and regulations to the new Constitution in

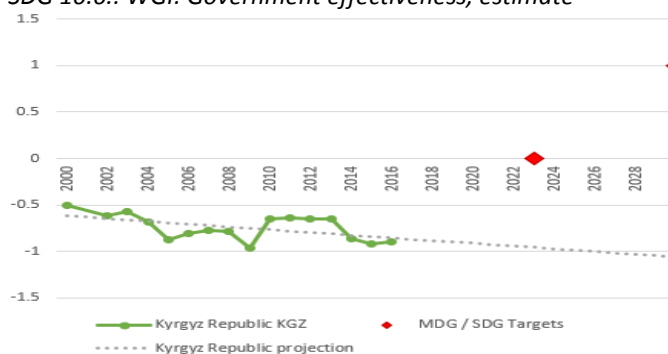


SDG diagnostics in support of MAPS Report

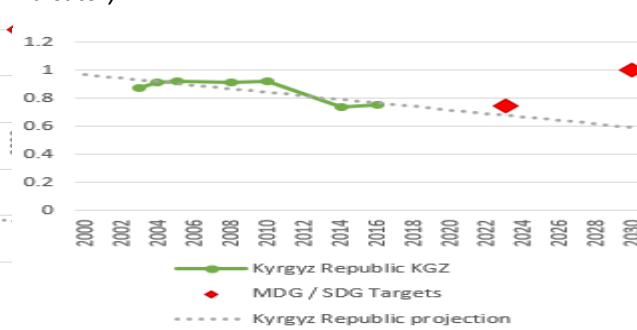
particular, and further deepen social contract, democracy and enhance application of good governance principles³¹ more broadly. There is wide consensus, however, on systematic implementation of these reforms, and policy and institutional fragmentation have continued to constrain effective policy implementation and governance practices across various sectors.

Addressing these however entail going beyond technocratic measures and focusing on enhancing and inculcating a public service mind-shift and culture anchored in good governance principles. Furthermore, in multi-ethnic society, post-soviet and post-conflict context, shifting the governance gears also needs to lead to strengthening the social contract between the state and society (SDG 16.10). This requires, keeping the public space open and build a system which allows the population, and in particular excluded groups to participate in decision-making processes at all levels and promoting inclusive political processes. (SDG 16.6)

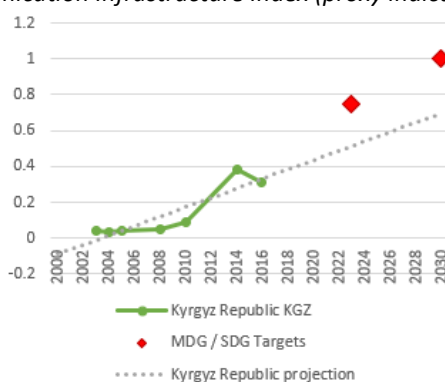
SDG 16.6.: WGI: Government effectiveness, estimate



SDG 16.10. E-Government: Human Capital Index (proxy indicator)



SDG 16.10. E-Government: telecommunication Infrastructure Index (proxy indicator)



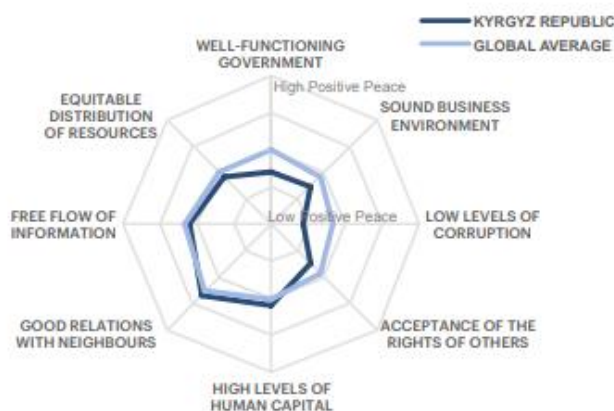
³¹ UNDP (1997) defines good governance as the existence of effective mechanism, processes and institutions through which citizens and groups articulate their interests, exercise their legal rights, meet their obligations and mediate their differences, with core elements as: i) participation; ii) rule of law; iii) transparency; iv) responsiveness; v) consensus orientation; vi) equity; vii) effectiveness and efficiency; viii) accountability; and ix) strategic vision (Governance for Sustainable Human Development. UNDP, 1997). For the 2030 Agenda it is further noted the following areas for attention to achieve good governance: i) effective, responsible and accountable state institutions; ii) openness and transparency – public access to information; iii) addressing corruption and curbing illicit financial flows; iv) justice and the rule of law; v) gender equality in voice and participation, especially in decision-making; and vi) curbing violence and combating transnational organized crime.



SDG diagnostics in support of MAPS Report

With regard to positive peace³², Kyrgyzstan ranked 111 out of 163 countries, ranked only behind Kazakhstan (72/163) and Uzbekistan (101/163). The Positive Peace Index is measured according to eight domains.

Positive Peace Index (PPI) measures in Kyrgyzstan



This brief analysis points to the need for more rigid collection of data and information to fully measure SDG16 progress in Kyrgyzstan. At the same time, it points to issues and measures that need more urgent attention as the country moves forward to 2030. These include addressing corruption, human security, government effectiveness and delivery of public services, inclusion and representation, access to information, as well as human rights protection, access to justice and rule of law. With regard to specific vulnerable groups, issues of violence against children, prison and penal procedures as linked to judiciary and law enforcement capacities, also need urgent attention.

Critical targets and policy issues:

A three-pronged approach is therefore proposed, anchored on instituting effective accountability systems at all levels, introducing value-driven effectiveness and efficiency measures, and unlocking creativity and innovation within the public sector, towards deepening resilient social contract. These are expected to shift and accelerate public sector transformation, enhance responsiveness to emerging needs and demands by the public, and reinforce practice of good governance principles at all levels, across institutions.

- **Institute effective accountability systems.** Persistent governance challenges in the country including corruption, weak civil service, inadequate capacities and quality of services particularly at the local level, inadequate and/or weak responsiveness to public needs, lack of transparency in judicial processes, among others, may be traced to weak bottom-up accountability and the lack of diversity of representation in political and administrative levels needed to respond to the needs of all population groups. While a number of reforms to enhance accountability in public services, the judiciary, civil service, social services including health and education, as well as introducing institutional performance indicators, and quotas to bridge substantial gender gaps in political representation have been initiated with some successes, instituting a culture of accountability at all levels needs further targeted support.
- **Introduce value-driven effectiveness and efficiency measures.** The Kyrgyzstan public sector remains largely characterized by a top-down approach and centralized decision-making, despite government

³² Positive Peace is the attitudes, institutions and structures that create and maintain peaceful societies.



SDG diagnostics in support of MAPS Report

efforts to reform public administration. Overcoming this culture requires introducing a unified, transformative approach to governance anchored on value-driven services, ‘customer’ orientation, streamlined services, cost efficiencies, and effective use of emerging technologies. Introducing new public management to transform the governance approach in the country is therefore recommended, given the approach’s strength in anchoring the public sector to the fundamental (self-derived) values, mandate and context of the organization, and the “business-like” strategy that new public management espouses public sector institutions and public officials, thus promoting effectiveness and efficiency in public systems. Introducing new public management will entail a phased approach, that will involve civil service training institutions, as well as the Academy of Public Administration in the country. One immediate step that can be taken is to convene a consultation workshop to explore potential introduction of new public management in the country, with interactive sessions to share knowledge and expertise from other countries that are applying new public management approaches and strategies.

- Unlocking creativity and innovation.** The approaches noted above are further expected to develop a culture of creativity and innovation that can further catalyze doing “*business unusual*” in the public sector, and enhance governance systems in the country in general. The government – in partnership with development institutions in the country -- may further facilitate such creativity and innovation by introducing incentives and rewards (e.g., for public sector institutions, local governments, civil society organizations, etc.) that were able to design, introduce and implement innovative approaches to solve persistent challenges, or have achieved significant results through cost-efficient measures. Based on experiences in other countries with similar reward systems, the public recognition of these initiatives could spur further innovations or scaled-up approaches that would benefit the public in the long run. Further, the rather emergent use of technologies and digital tools (e.g., e-services) need further re-thinking and scaling up to influence potential broader e-governance practices and in particular to ensure that digitalization efforts do not worsen gender, income and urban-rural gaps access to services. Current efforts to explore the establishment of Service Lab and Innovations Labs could also provide novel and dynamic approaches to facilitate policy implementation and innovation in the public and private sectors in the country.

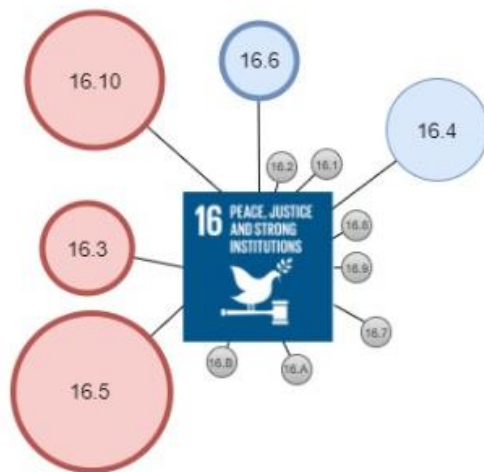
#	Title of the document	SDG-16. Peaceful and inclusive societies											
		16.1.	16.2.	16.3.	16.4.	16.5.	16.6.	16.7.	16.8.	16.9.	16.10.	16.a.	16.b.
1	Trust Unity Creation 2018-2022	X	-	X	X	X	X	X	-	-	X	X	X
2	Strategy 2040	-	-	X	X	X	X	X	X	-	X	X	X

Sources: Results of Rapid Integration Assessment

Addressing the following SDG targets is important:



SDG diagnostics in support of MAPS Report



PEACE

- 16.3 Promote the rule of law at the national and international levels and ensure equal access to justice for all
- 16.4 By 2030, significantly reduce illicit financial and arms flows, strengthen the recovery and return of stolen assets and combat all forms of organized crime
- 16.5 Substantially reduce corruption and bribery in all their forms
- 16.6 Develop effective, accountable and transparent institutions at all levels
- 16.10 Ensure public access to information and protect fundamental freedoms, in accordance with national legislation and international agreements

Share of indicators				Number of indicators			
Achieved	Yet to be achieved	Serious efforts required	No data	Green	Yellow	Red	Grey
11%	37%	26%	26%	2	7	5	5

Sources: SDG Dashboard tools for Kyrgyzstan for SDG 16